

PARTS LIST

TFHX-II C

Table of Contents

- TFHX-IIC GENERAL VIEW
- TFHX-IIC FRAMING A (FOR 2-HEAD M/C, 4-HEAD 360P M/C)..... CC-1a
- TFHX-IIC FRAMING B (FOR 4-HEAD 500P M/C, 6-HEAD 360P M/C)..... CC-1b
- TFHX-IIC FRAMING C (FOR 6-HEAD 500P M/C, 8-HEAD M/C)..... CC-1c
- TFHX-IIC TABLE A..... CC-2a
- TFHX-IIC TABLE B (FOR 6-HEAD 500P M/C, 8-HEAD M/C)..... CC-2b
- TFHX-IIC MAIN SHAFT DRIVE SYSTEM..... CC-3
- TFHX-IIC GEAR BOX..... CC-4
- TFHX-IIC CYLINDER BED 1..... CC-5-1
- TFHX-IIC CYLINDER BED 2..... CC-5-2
- TFHX-IIC COLOR CHANGE SYSTEM..... CC-6
- TFHX-IIC ARM 1..... CC-7-1
- TFHX-IIC ARM 2..... CC-7-2
- TFHX-IIC ARM 3..... CC-7-3
- TFHX-IIC NEEDLE BAR CASE 1..... CC-8-1
- TFHX-IIC NEEDLE BAR CASE 2..... CC-8-2
- TFHX-IIC FRONT COVER A..... CC-9a
- TFHX-IIC FRONT COVER B..... CC-9b
- TFHX-IIC UPPER THREAD HOLDER SET..... CC-10
- TFHX-IIC CAM DRIVE SYSTEM SET..... CC-11
- TFHX-IIC X-AXIS DRIVE SYSTEM A (FOR 2-HEAD M/C)..... CC-12a
- TFHX-IIC X-AXIS DRIVE SYSTEM B1 (FOR 4-, 6-, 8-HEAD M/C)..... CC-12b-1
- TFHX-IIC X-AXIS DRIVE SYSTEM B2 (FOR 4-, 6-, 8-HEAD M/C)..... CC-12b-2
- TFHX-IIC Y-AXIS DRIVE SYSTEM A (FOR 2-HEAD M/C, 4-HEAD 360P M/C)..... CC-13a
- TFHX-IIC Y-AXIS DRIVE SYSTEM B (FOR 4-HEAD 500P M/C, 6-HEAD M/C, 8-HEAD M/C)..... CC-13b
- TFHX-IIC AUXILIARY DRIVE SYSTEM A (FOR 4-HEAD 500P M/C, 6-HEAD 360P M/C).... CC-14a
- TFHX-IIC AUXILIARY DRIVE SYSTEM B (FOR 6-HEAD 500P M/C, 8-HEAD M/C)..... CC-14b
- TFHX-IIC ROTARY-TYPE TENSION BASE..... CC-15
- TFHX-IIC THREAD STAND A..... CC-16a
- TFHX-IIC THREAD STAND B (FOR 15-NEEDLE M/C)..... CC-16b
- TFHX-IIC EMBROIDERY FRAME..... CC-17
- TFHX-IIC BORDER FRAME (OPTION)..... CC-18
- TFHX-IIC ELECTRICAL PARTS..... CC-19
- TFHX-IIC CONTROLLER..... CC-20
- TFHX-IIC LCD OPERATION PANEL (OPTION)..... CC-21

Part Nos. of screws, nuts, washers etc. are listed at the end of volume.

[Explanation of Marks #'s and *'s at End of Part No.]

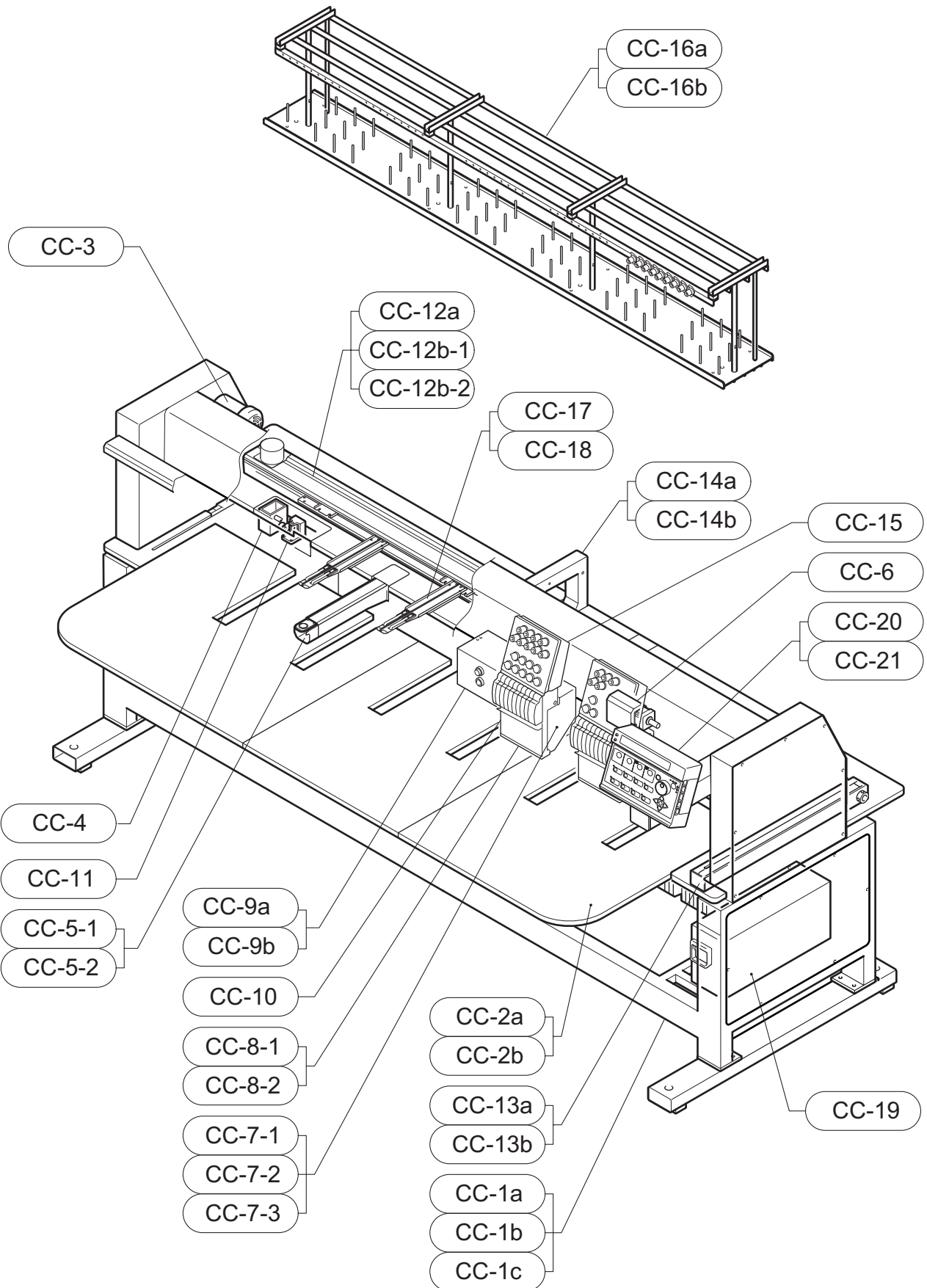
◆ Please specify, in the following manner, your machine model, manufacturing number and embroidery space when you order us with the parts having **** at the end of the part No.:

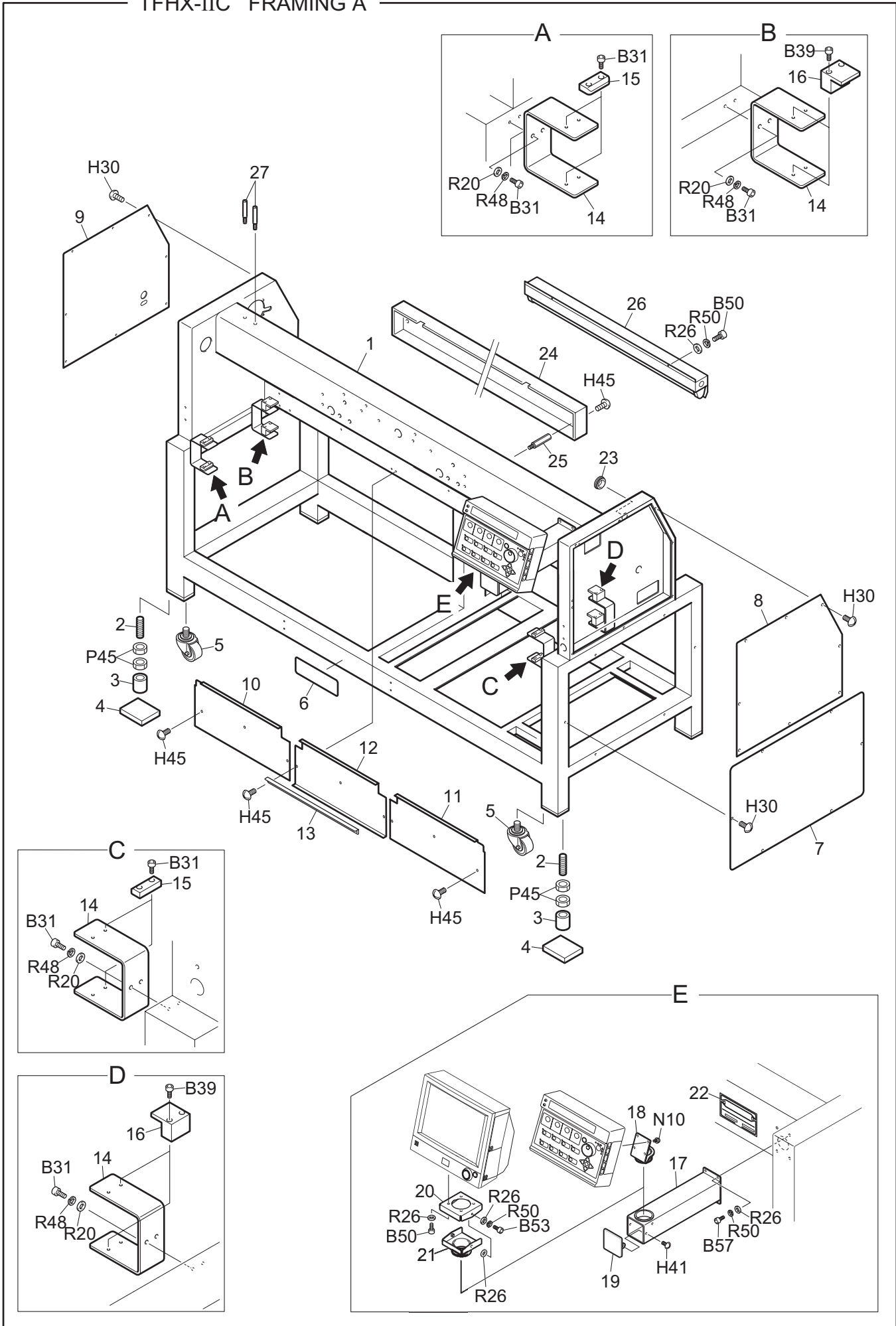
Ex.	TFHX-IIC904	(450×500)S	No.01234
	[Model]	[Emb. Space]	[Mfg. No.]

◆ Please specify the number of needles on your machine's head in your parts order by changing the marks ##### into one of the 4-digit numbers below:

Ex.	The part Number, EF012345####	
	4-digit Numbers	Machine Type
	0300.....	3-needle machine
	0600.....	6-needle machine
	0900.....	9-needle machine
	1200.....	12-needle machine
	1500.....	15-needle machine

TFHX-IIC GENERAL VIEW



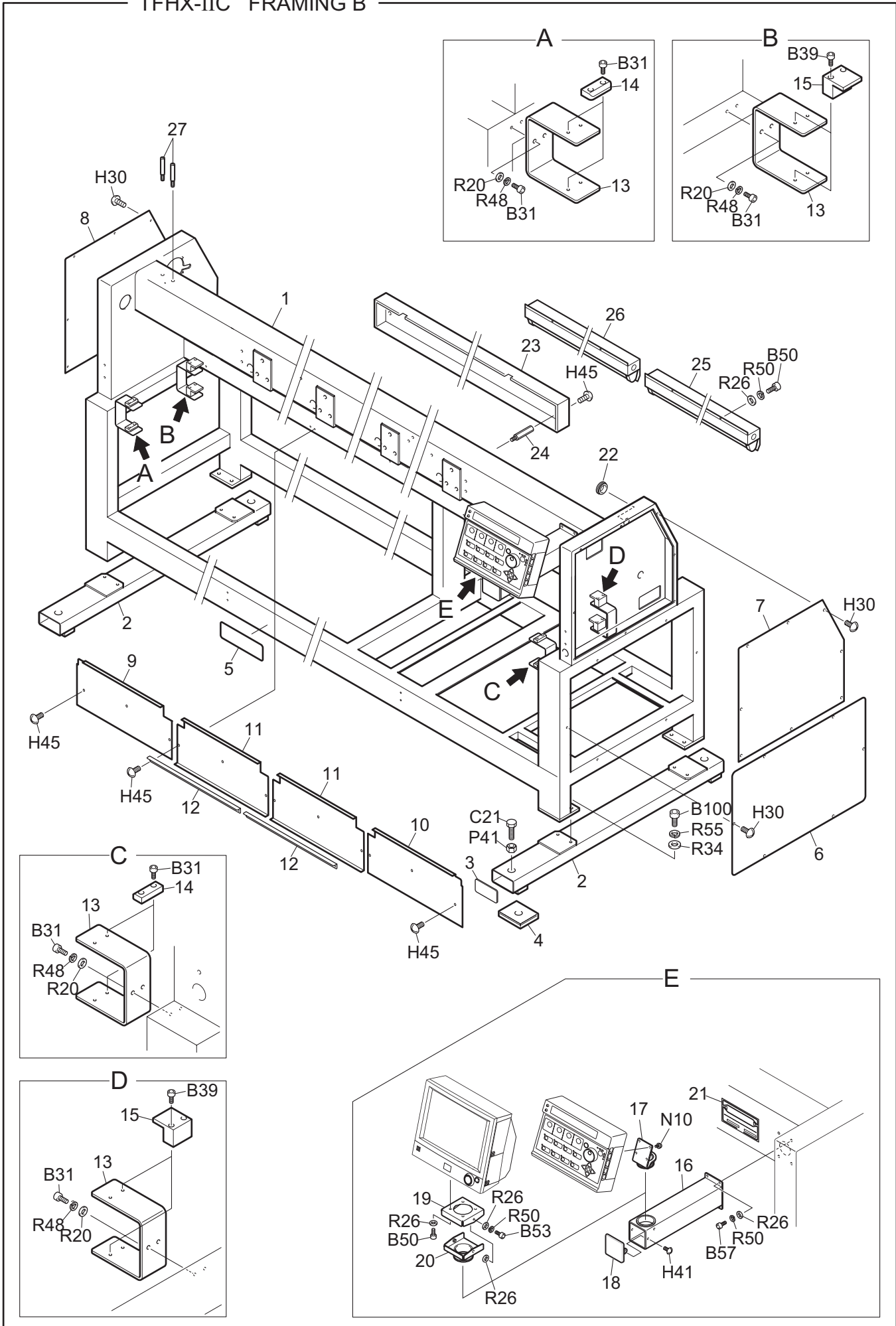


TFHX-IIC FRAMING A

CC-1a

Ref.No.	Description	Part No.	Remark
1	Integral Stand	CC0801S1****	
2	Stud Bolt	CX08E3000000	
3	Leveling Block	CX08E7000000	
4	Rubber (H)	EC0870000000	
5	Caster	BP420SAUB650	
6	TAJIMA Brand Name Plate	CL0830000000	
7	Stand Side Cover	CC0837000000	
8	Right-end Box Cover B	CC0811B00000	
9	Left-end Box Cover B	CC0812B10000	
10	Table Aligning Cover L	CC0830L1****	
11	Table Aligning Cover R	CC0830R1****	
12	Table Aligning Cover	JE081300****	
13	Table Holder A	CC083800****	
14	Table Holder D	CC0839A00000	
15	Positioning Block	CX08A1060000	
16	Table Fixing Block	CX08E4000000	
17	Operation Panel Stand	CG0817000000	
18	Standard Panel Bracket	CC0845000000	
19	Stand Front Cover	CG0825000000	
20	Operation Panel Bracket B	CG0819000000	
21	Operation Panel Bracket A	CG0818000000	
22	Model Name Plate	CC081600****	
23	Grommet	PB003300EB00	
24	Card Cover	JE081500****	
25	Wiring Cover Stud	LH0835000000	
26	Fluorescent Lamp	MX7401000000	Option
27	Bobbin Stand Stud	EF0122000000	
28			
29			
30			
31			
32			
33			
34			
35			
36			
37			
38			
39			
40			
41			
42			
43			
44			
45			
46			
47			
48			
49			
50			

Note: As for parts with marks # or *, please follow our instructions on Table of Contents in your parts order.

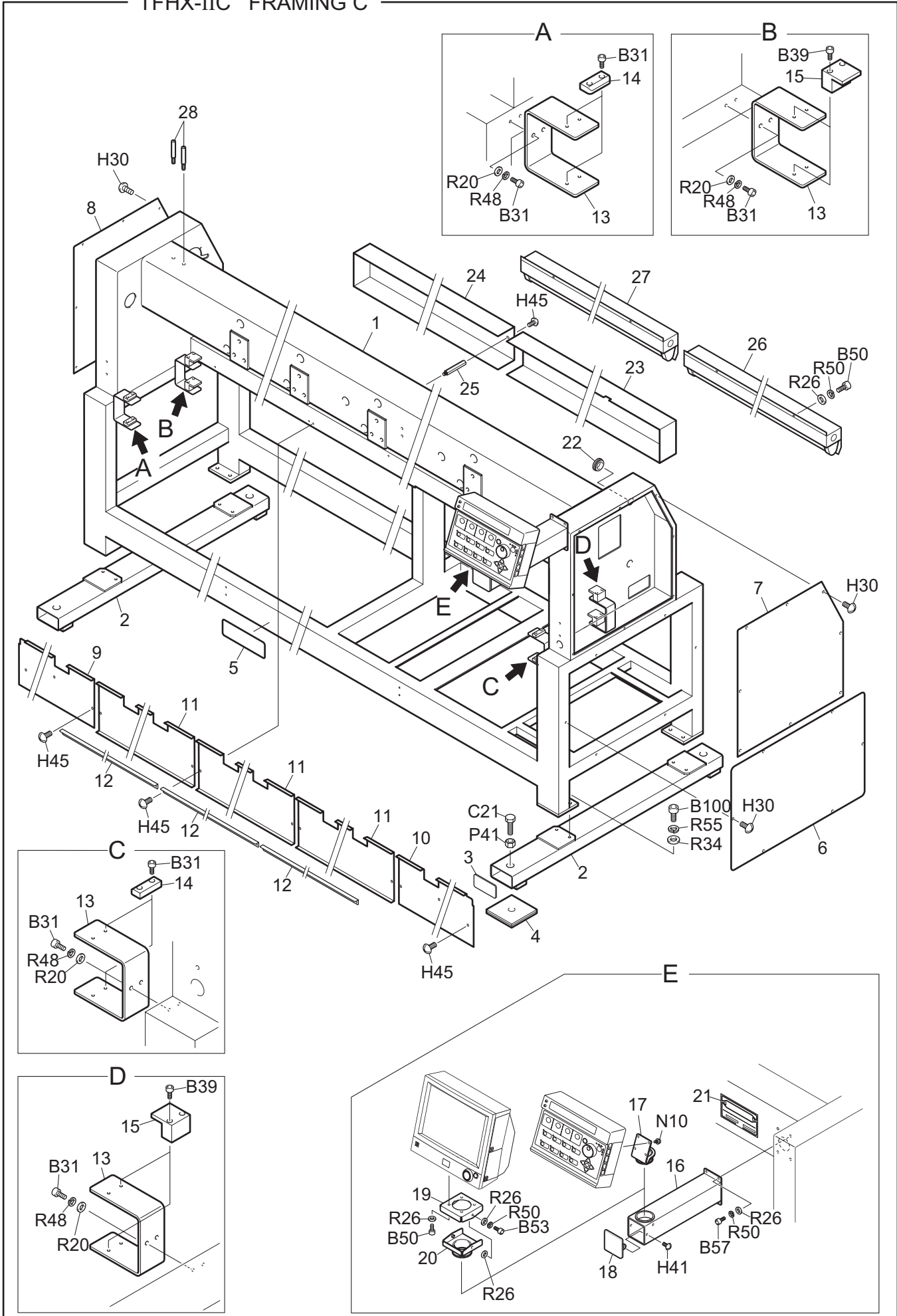


TFHX-IIC FRAMING B

CC-1b

Ref.No.	Description	Part No.	Remark
1	Integral Stand	CC0801S1****	
2	Stand Base	CC0813000000	
3	Stand Base Side Cover	CX08H1010000	
4	Vibration-preventive Base	ED0847000000	For 4-Head 500P M/C, 6-Head 360P M/C
5	TAJIMA Brand Name Plate	CL0830000000	
6	Stand Side Cover	CC0837000000	
7	Right-end Box Cover B	CC0811B00000	
8	Left-end Box Cover B	CC0812B10000	
9	Table Aligning Cover L	CC0830L1****	
10	Table Aligning Cover R	CC0830R1****	
11	Table Aligning Cover	JE081300****	
12	Table Holder A	CC083800****	
13	Table Holder D	CC0839B00000	
14	Positioning Block	CX08A1060000	
15	Table Fixing Block	CX08E4000000	
16	Operation Panel Stand	CG0817000000	
17	Standard Panel Bracket	CC0845000000	
18	Stand Front Cover	CG0825000000	
19	Operation Panel Bracket B	CG0819000000	
20	Operation Panel Bracket A	CG0818000000	
21	Model Name Plate	CC081600****	
22	Grommet	PB003300EB00	
23	Card Cover	JE081500****	
24	Wiring Cover Stud	LH0835000000	
25	Fluorescent Lamp	MX7401000000	Option
26	Fluorescent Lamp	MX7401A00000	Option
27	Bobbin Stand Stud	EF0122000000	
28			
29			
30			
31			
32			
33			
34			
35			
36			
37			
38			
39			
40			
41			
42			
43			
44			
45			
46			
47			
48			
49			
50			

Note: As for parts with marks # or *, please follow our instructions on Table of Contents in your parts order.



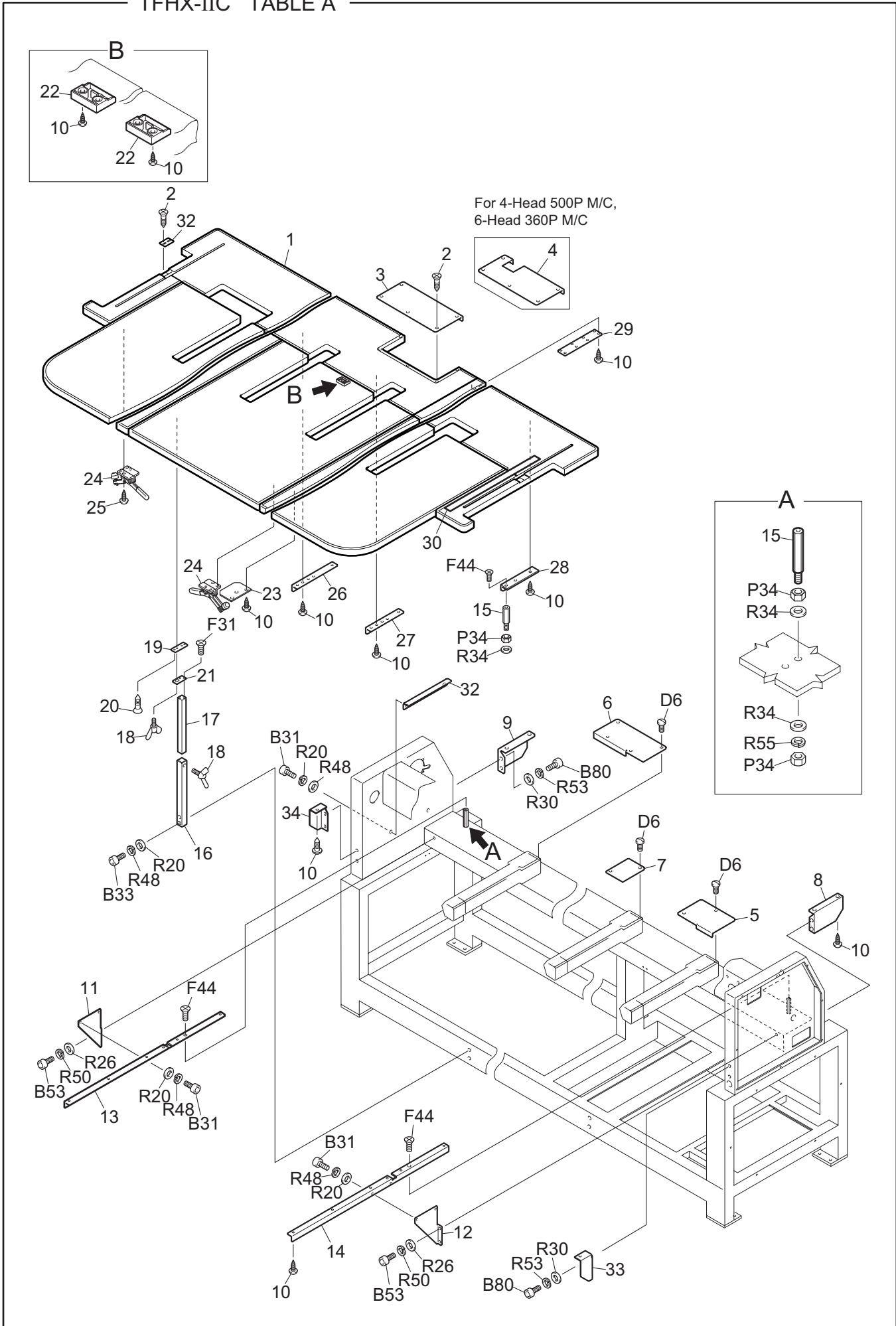
TFHX-IIC FRAMING C

CC-1c

Ref.No.	Description	Part No.	Remark
1	Integral Stand	CC0801S1****	
2	Stand Base	CC0813000000	
3	Stand Base Side Cover	CX08H1010000	
4	Vibration-preventive Base	EF08100A0000	For 6-Head 500P M/C, 8-Head 360P M/C
5	TAJIMA Brand Name Plate	CL0830000000	
6	Stand Side Cover	CC0837000000	
7	Right-end Box Cover	CC0811000000	
8	Left-end Box Cover	CC0812010000	
9	Table Aligning Cover L	CC0830L1****	
10	Table Aligning Cover R	CC0830R1****	
11	Table Aligning Cover	JE081300****	
12	Table Holder A	CC083800****	
13	Table Holder D	CC0839C00000	
14	Positioning Block	CX08A1060000	
15	Table Fixing Block	CX08E4000000	
16	Operation Panel Stand	CG0817000000	
17	Standard Panel Bracket	CC0845000000	
18	Stand Front Cover	CG0825000000	
19	Operation Panel Bracket B	CG0819000000	
20	Operation Panel Bracket A	CG0818000000	
21	Model Name Plate	CC081600****	
22	Grommet	PB003300EB00	
23	Wiring Cover A	JE0815A2****	
24	Wiring Cover B	JE0815B1****	
25	Wiring Cover Stud	LH0835000000	
26	Fluorescent Lamp	ED7402000000	Option
27	Fluorescent Lamp	ED7402A00000	Option
28	Bobbin Stand Stud	EF0122000000	
29			
30			
31			
32			
33			
34			
35			
36			
37			
38			
39			
40			
41			
42			
43			
44			
45			
46			
47			
48			
49			
50			

Note: As for parts with marks # or *, please follow our instructions on Table of Contents in your parts order.

(GC09)



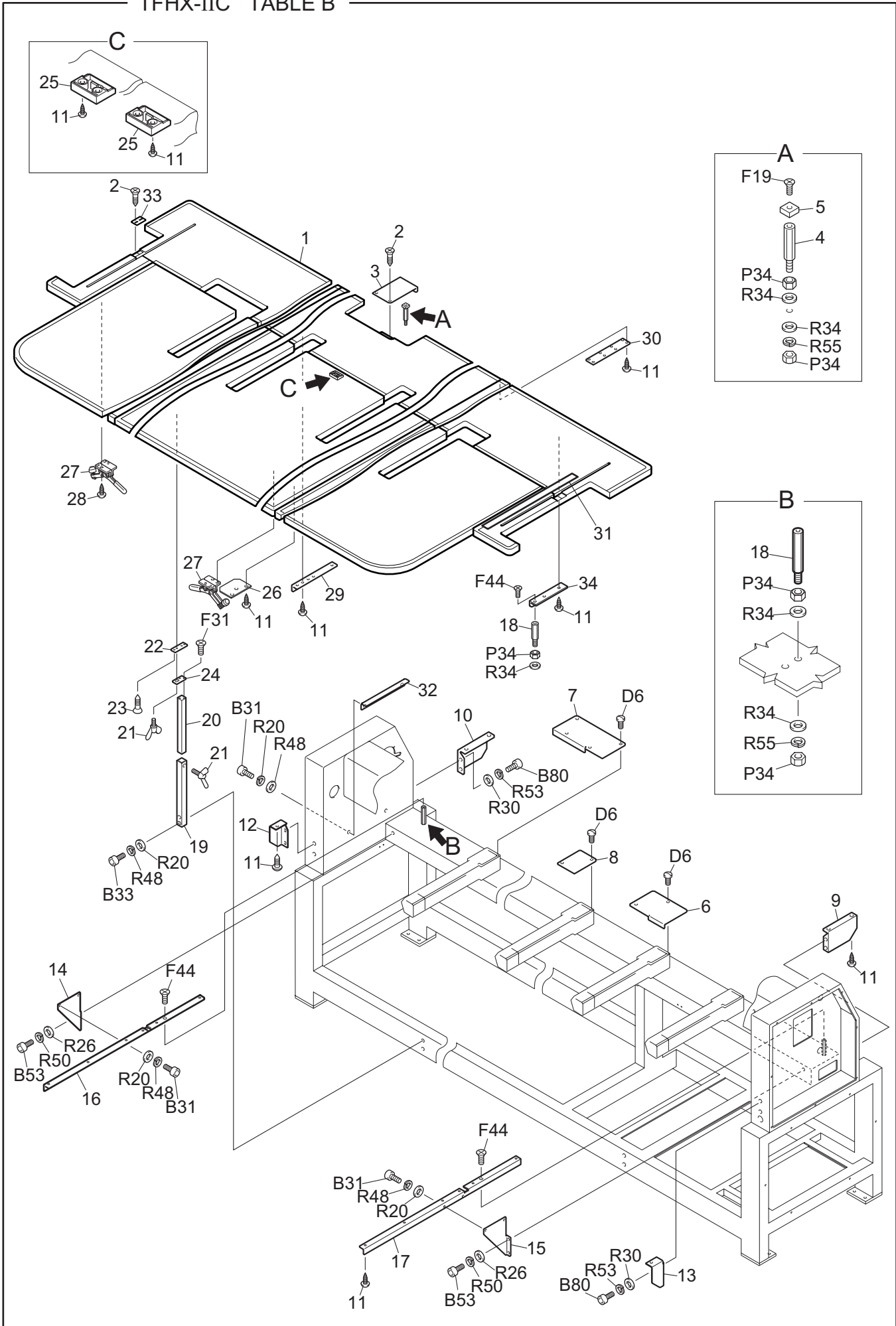
TFHX-IIC TABLE A

CC-2a

Ref.No.	Description	Part No.	Remark
1	Table	CC080201****	
2	Countersunk Head Wood Screw	ZZ110312SD00	3.1P*12
3	Y-axis Motor Cover	CX0834000000	
4	Y-axis Motor Cover	CX08J8000000	For 4-Head 500P M/C, 6-Head 360P M/C
5	Table Cover C	CX08H5000000	
6	Table Cover	CC0849000000	
7	Bed Cover for FX-C	CX08D7010000	
8	Table Support C L	CX08F1L50000	
9	Table Support C R	CX08F1R50000	
10	Round Head Wood Screw	ZZ410420CC00	4.5P*20
11	Angle Bracket L	CX08A8L50000	
12	Angle Bracket R	CX08A8R50000	
13	Table Support AL	JE0817L50000	
14	Table Support AR	JE0817R50000	
15	Table Support Stud	CX0809000000	
16	Table Support Guide	JE0820000000	
17	Table Supporting Bar	JE0821000000	
18	Wing Bolt	BPB0LTM06X12	M6*12
19	Table Support Base A	CX08M1000000	For 4-Head 500P M/C, 6-Head 360P M/C
20	Countersunk Head Wood Screw	ZZ110420SD00	4P*20
21	Table Support Stay A	CX08M2000000	
22	Table Stopper	CX0848020000	
23	Joint Plate	CX08F8000000	For 4-Head 500P M/C, 6-Head 360P M/C
24	Toggle Clamp B	BPGY10010000	
25	Truss Head Wood Screw	ZZ010416SD00	4P*16
26	Table Support B	CX08F0050000	
27	Table Support D	CX08J9050000	For 4-Head 500P M/C, 6-Head 360P M/C
28	Table Support	CX0833050000	For 4-Head 360P M/C, 6-Head 360P M/C
29	Table Aligning Plate	CX08F9010000	For 4-Head 500P M/C, 6-Head 360P M/C
30	Traverse Scale	CX07A3000000	
31	Sleeve Table Holder	CC0846000000	
32	Sleeve Table Aligning Plate	CC0847000000	
33	Table Support EL	JE0818L50000	
34	Table Support ER	JE0818R50000	
35			
36			
37			
38			
39			
40			
41			
42			
43			
44			
45			
46			
47			
48			
49			
50			

Note: As for parts with marks # or *, please follow our instructions on Table of Contents in your parts order.

(GC09)



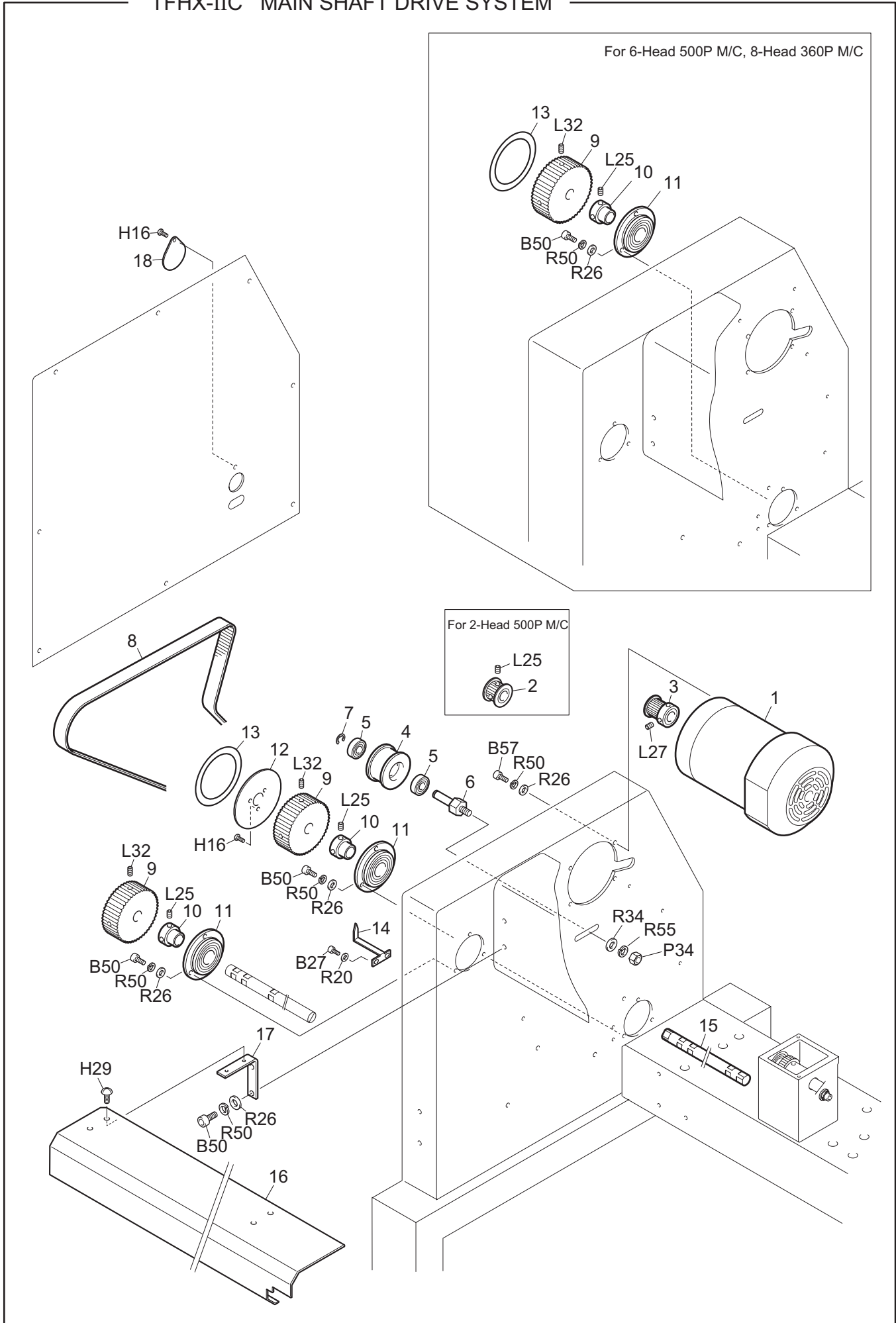
TFHX-IIC TABLE B

CC-2b

Ref.No.	Description	Part No.	Remark
1	Table	CC080201****	
2	Countersunk Head Wood Screw	ZZ110312SD00	3.1P*12
3	Y-axis Motor Cover	CC0832000000	
4	Lid Support Stud	EFZ807100000	
5	Table Lid Holder Felt	EFZ807200000	
6	Table Cover C	CX08H5000000	
7	Table Cover	CC0849000000	
8	Bed Cover for FX-C	CX08D7010000	
9	Table Support C L	CX08F1L50000	
10	Table Support C R	CX08F1R50000	
11	Round Head Wood Screw	ZZ410420CC00	4.5P*20
12	Table Support EL	JE0818L50000	
13	Table Support ER	JE0818R50000	
14	Angle Bracket L	CX08A8L50000	
15	Angle Bracket R	CX08A8R50000	
16	Table Support AL	JE0817L50000	
17	Table Support AR	JE0817R50000	
18	Table Support Stud	CX0809000000	
19	Table Support Guide	JE0820000000	
20	Table Supporting Bar	JE0821000000	
21	Wing Bolt	BPB0LTM06X12	M6*12
22	Table Support Base A	CX08M1000000	
23	Countersunk Head Wood Screw	ZZ110420SD00	4P*20
24	Table Support Stay A	CX08M2000000	
25	Table Stopper	CX0848020000	
26	Joint Plate	CX08F8000000	
27	Toggle Clamp B	BPGY10010000	
28	Truss Head Wood Screw	ZZ010416SD00	4P*16
29	Table Support B	CX08F0050000	
30	Table Aligning Plate	CX08F9010000	
31	Traverse Scale	CX07A3000000	
32	Sleeve Table Holder	CC0846000000	
33	Sleeve Table Aligning Plate	CC0847000000	
34	Table Support	CC0833050000	For 8-Head 360P M/C
35			
36			
37			
38			
39			
40			
41			
42			
43			
44			
45			
46			
47			
48			
49			
50			

Note: As for parts with marks # or *, please follow our instructions on Table of Contents in your parts order.

TFHX-IIC MAIN SHAFT DRIVE SYSTEM



TFHX-IIC MAIN SHAFT DRIVE SYSTEM

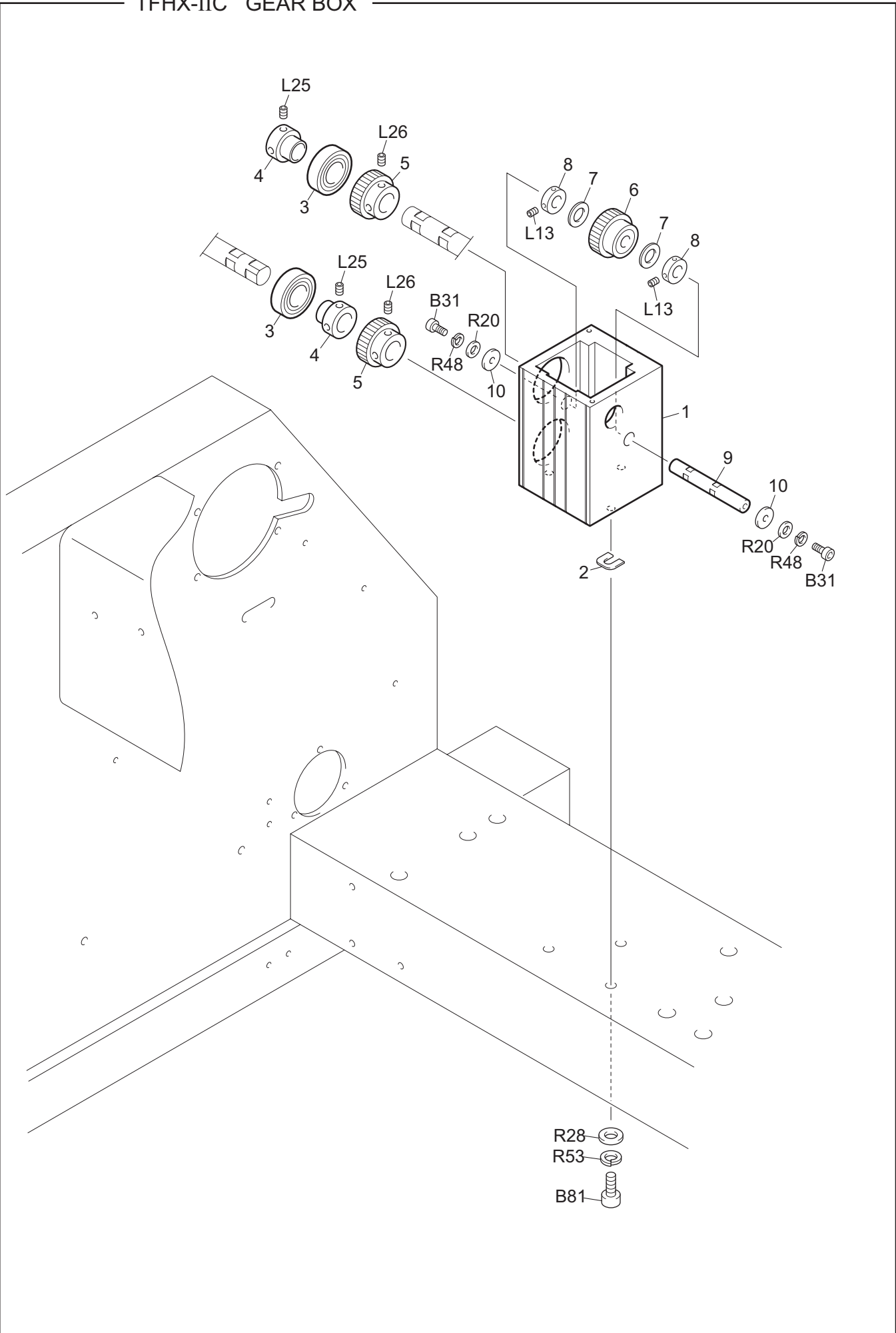
CC-3

Ref.No.	Description	Part No.	Remark
1	Main Shaft Motor	CX6205000000	For 2-Head M/C
1	Main Shaft Motor	CX6204020000	For 4-Head M/C, 6-Head M/C, 8-Head M/C
2	Pulley No.3 A	CX0120000000	For 2-Head M/C
3	Pulley No.3 A	CX0169000000	For 4-Head M/C
3	Pulley No.3 A	CX0170000000	For 6-Head M/C, 8-Head M/C
4	Tension Roller	CX0112030000	
4	Tension Roller	CX0166000000	For 6-Head M/C, 8-Head M/C
5	Ball Bearing	BP6000ZZ0000	
6	Tension Pin B	CX0161000000	
6	Tension Pin	DL0109000000	For 6-Head M/C, 8-Head M/C
7	E-ring	BPE700000000	
8	Timing Belt	BP150S5M110G	For 2-Head M/C
8	Timing Belt	BP150S5M145G	For 4-Head M/C
8	Timing Belt	BP200S5M1145	For 6-Head 360P M/C
8	Timing Belt	BP200S5M1225	For 6-Head 500P M/C, 8-Head M/C
9	Pulley No.4 A	CX0110020000	For 2-Head M/C
9	Pulley No.4 A	CX0163B10000	For 4-Head M/C
9	Pulley No.4 A	CX0163010000	For 6-Head 360P M/C
9	No.4 Pulley A	JE0823000000	For 6-Head 500P M/C, 8-Head M/C
10	15mm Dia. Bearing Case Collar	EG0111000000	
11	Bearing Case	CX0160000601	
12	<input type="checkbox"/> Graduated Spacer	ED0133010000	For 2-Head M/C, 4-Head M/C, 6-Head 360P M/C
13	Angle Indicator Plate	ED0170000000	
14	Angle Pointer	CX0168000000	
14	Angle Pointer	DL0110000000	For 6-Head M/C, 8-Head M/C
15	Driven Shaft A	CC0206A10000	For 2-, 4-Head 500P M/C
15	Driven Shaft B	CC0206B10000	For 4-, 6-Head 360P M/C
15	Driven Shaft C	CC0206C10000	For 8-Head 360P M/C
15	Driven Shaft D	CC0206D10000	For 6-Head 500P M/C
16	Shaft Cover A	CC0853A1****	
17	Cover Bracket B	ED0154000000	
18	Handle Lid	ED0130010000	
19			
20			
21			
22			
23			
24			
25			
26			
27			
28			
29			
30			
31			
32			
33			
34			
35			
36			

Note: As for parts with marks # or *, please follow our instructions on Table of Contents in your parts order.

(GC09)

TFHX-IIC GEAR BOX



TFHX-IIC GEAR BOX

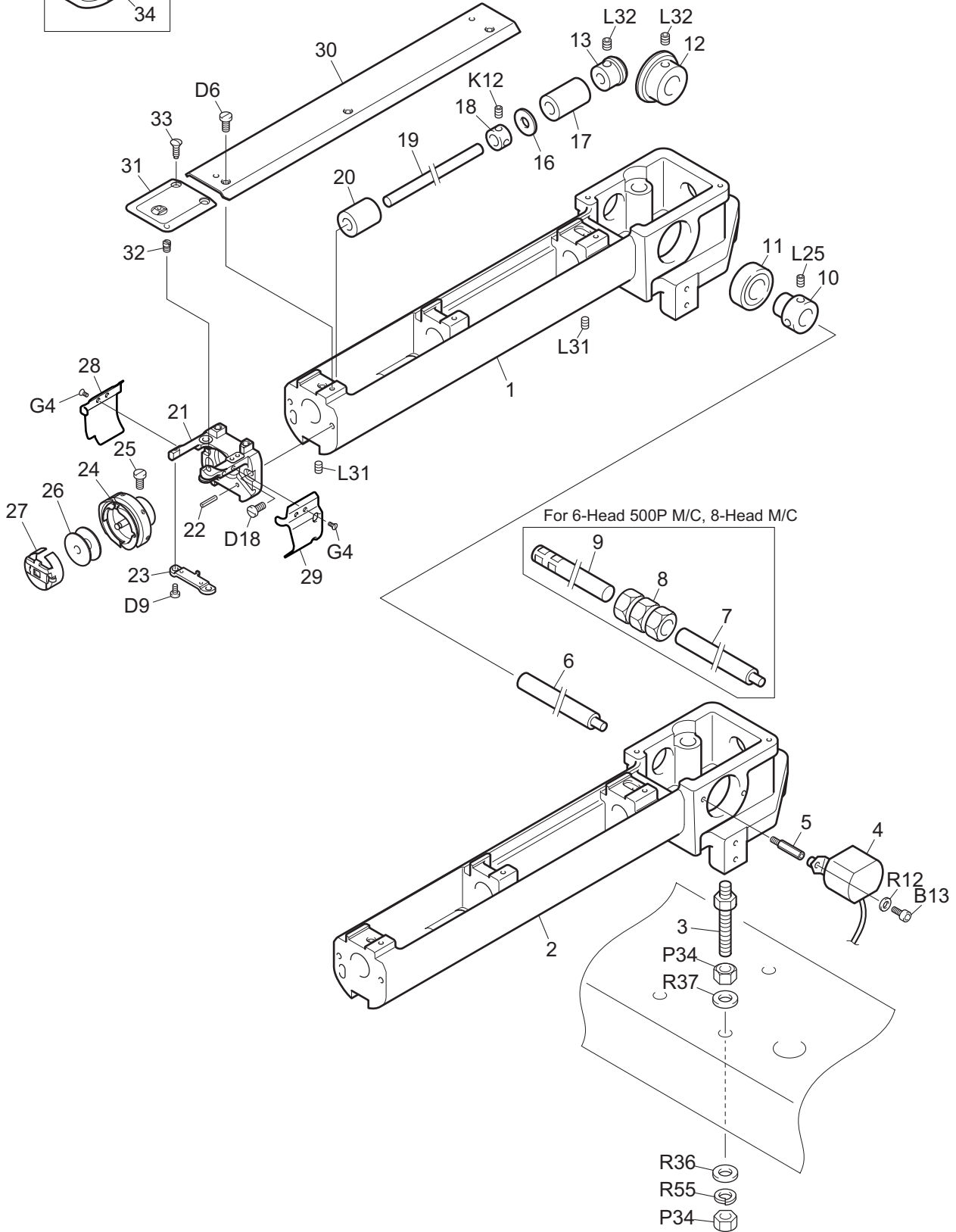
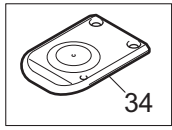
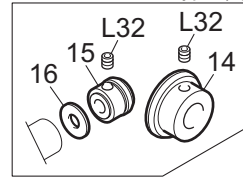
CC-4

Ref.No.	Description	Part No.	Remark
1	Gear Box	CC0202000000	
1	Gear Box	CCC202000000	For Jumbo Rotary Hook
2	Bearing Case Spacer	CT0115A00000	0.15 mm Thick
2	Bearing Case Spacer	CT0115B00000	0.3mm Thick
2	Bearing Case Spacer	CT0115C00000	0.1mm Thick
2	Bearing Case Spacer	CT0115D00000	1mm Thick
3	Ball Bearing	BP6003ZZ0000	
4	15mm Dia. Bearing Collar	EG0227000000	
5	No.1 Gear	CC0203000000	
6	No.2 Gear A	CC0204A00000	Plastic Gear Option
6	No.2 Gear B	CC0204B00000	Iron Gear
7	Washer	BPTW10200000	
8	Fixing Collar	CX0207000000	
9	Gear Shaft	CC0205000000	
10	Fixing Washer	CX0202000000	
11			
12			
13			
14			
15			
16			
17			
18			
19			
20			
21			
22			
23			
24			
25			
26			
27			
28			
29			
30			
31			
32			
33			
34			
35			
36			
37			
38			
39			
40			
41			
42			
43			
44			
45			

Note: As for parts with marks # or *, please follow our instructions on Table of Contents in your parts order.

(GC09)

Noise-reduction Type (option)



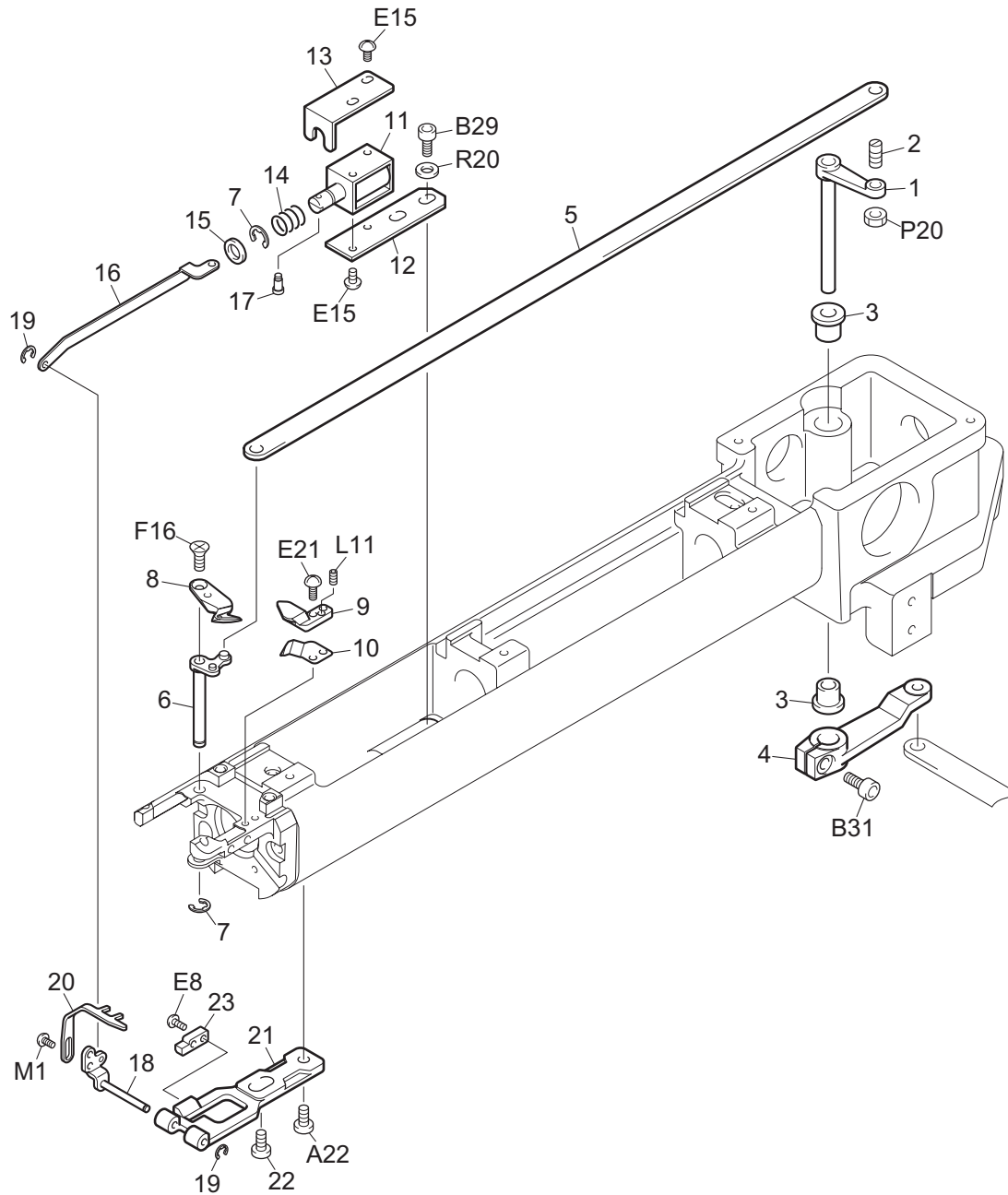
TFHX-IIC CYLINDER BED 1

CC-5-1

Ref.No.	Description	Part No.	Remark
1	Cylinder Bed A	CC0201A00000	
1	Cylinder Bed A	CCC201A00000	For Jumbo Rotary Hook
2	Cylinder Bed B	CC0201B00000	
2	Cylinder Bed B	CCC201B00000	For Jumbo Rotary Hook
3	Rotary Hook Base Stud	EF0207000000	
4	Rotary Encoder	EF6600A00000	
5	Encoder Stud	CX0212000000	
6	Rotary Hook Shaft Drive Shaft	CX021101****	
7	Rotary Hook Shaft Drive Shaft A	JE0201A0****	
8	N-Coupling	BPN150150000	
9	Rotary Hook Shaft Drive Shaft B	JE0201B0****	
10	15mm Dia. Bearing Collar	EG0227000000	
11	Ball Bearing	BP6003ZZ0000	
12	Spiral Bevel Gear A	EF0203000001	
13	Spiral Bevel Gear B	EF0204000001	
14	Spiral Bevel Gear A	EF0203B00000	Iron Gear: Can be used with Plastic Spiral Bevel Gear B as a set
15	Spiral Bevel Gear B	EF0204040000	Plastic Gear
16	Rotary Hook Shaft Spacer	EF0211000000	
17	Lower Shaft Bushing, Rear	DC0504010000	
18	Lower Shaft Collar	ME0510000000	
19	Rotary Hook Shaft	FCC222010000	
20	Rotary Hook Shaft Bushing B	EF0206B00000	
21	Needle Plate Bracket	AH0203000000	
22	Spring Pin	BPSP03120000	3P*12
23	Rotary Hook Support	FC0224010000	
24	Rotary Hook	ME0505E2****	
24	Rotary Hook	MEC505E2****	For Jumbo Rotary Hook
25	Rotary Hook Set Screw	ME0506000000	
26	Bobbin	ME050402****	
26	Bobbin	MEC504010DBM	For Jumbo Rotary Hook
27	Bobbin Case	ME050300****	
27	Bobbin Case	MEC503000DBM	For Jumbo Rotary Hook
28	Rotary Hook Base Cover L	IC0208L00000	
29	Rotary Hook Base Cover R	IC0208R00000	
30	Bed Cover	C90539000000	
31	Needle Plate	AH0204010000	
32	Positioning Pin	FC0A02000000	
33	Round Countersunk Head Screw	EG0228000000	
34	Needle Plate	AH020501****	Option
35			
36			
37			
38			
39			
40			
41			
42			
43			
44			
45			

Note: As for parts with marks # or *, please follow our instructions on Table of Contents in your parts order.

(GC09)



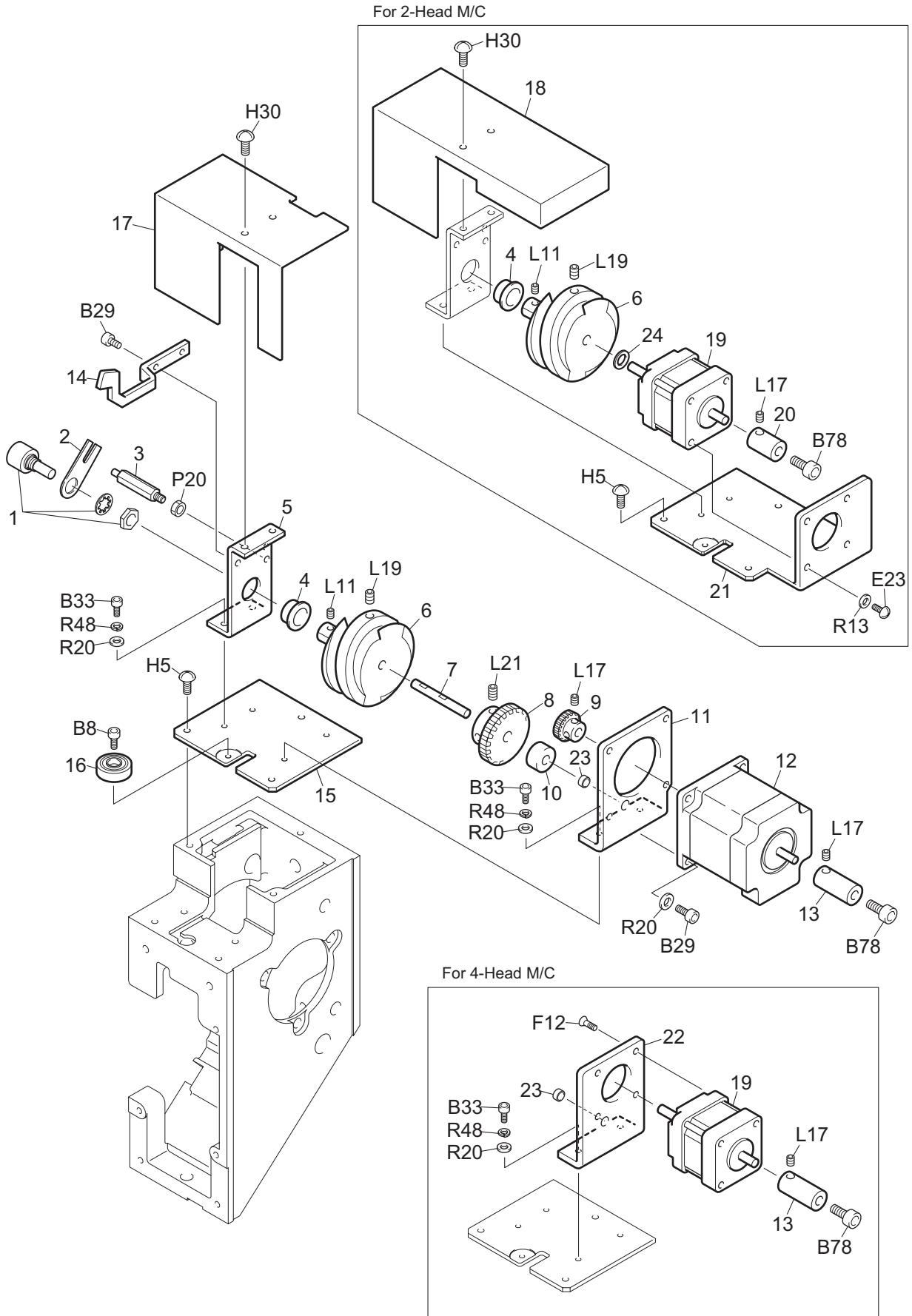
TFHX-IIC CYLINDER BED 2

CC-5-2

Ref.No.	Description	Part No.	Remark
1	Thread Trimming Lever	FC0217010000	
2	Thread Trimming Lever Pin	FC0211000000	
3	Oiled Bearing	BPF812121620	
4	Drive Arm	FC0213010000	
5	Knife Connecting Plate	FC0216000000	
6	Movable Knife Drive Arm	AH0209010000	
7	E-ring	BPE400000000	
8	Movable Knife	AC0516000000	
9	Fixed Knife	AC0517000000	
10	Under Thread Presser	AC0518000000	
11	Picker Solenoid	AT6806C10000	
12	Picker Solenoid Base	C90523000000	
13	Solenoid Cover	FC0226000000	
14	Compressed Spring	EG0218000000	
15	Needle Bar O-Ring	EF0621000000	
16	Connecting Plate	C90519010000	
17	Solenoid Pin	EG0252000000	
18	Picker Base	C90516020000	
19	E-ring	BPE200000000	
20	Picker	C90517010000	
21	Picker Bracket	C90544000000	
22	Flat Fillister Head Screw	AC0208000000	
23	Picker Stopper	AC0212020000	
24			
25			
26			
27			
28			
29			
30			
31			
32			
33			
34			
35			
36			
37			
38			
39			
40			
41			
42			
43			
44			
45			
46			
47			
48			
49			
50			

Note: As for parts with marks # or *, please follow our instructions on Table of Contents in your parts order.

(GC09)



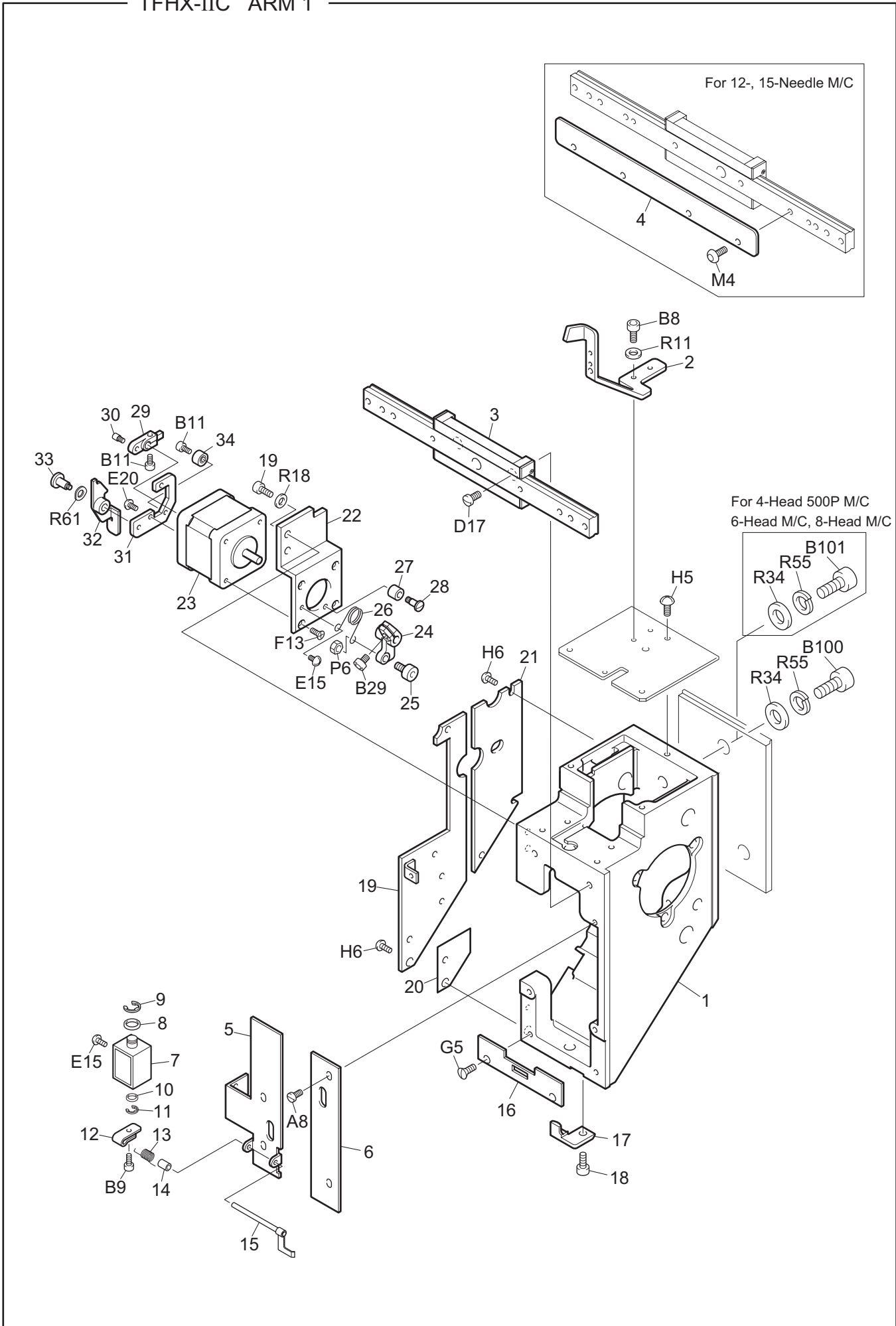
TFHX-IIC COLOR CHANGE SYSTEM

CC-6

Ref.No.	Description	Part No.	Remark
1	Potentiometer	PB000100RV00	
2	Potentiometer Attaching Plate	CL0427010000	
3	Potentiometer Stud	FN0410010000	
4	Flanged DU Bushing	BPMB120620FD	
5	Change Bearing Case	CC0405000000	
6	Change Cam	EC0309000000	
7	Color Change Cam Shaft	CC0406000000	For 4-, 6-, 8-Head M/C
8	Color Change Gear B	CX0412000000	For 4-, 6-, 8-Head M/C
9	Color Change Gear A	CX0411000000	For 4-, 6-, 8-Head M/C
10	Positioning Spacer	CC0407000000	For 4-, 6-, 8-Head M/C
11	Motor Base	CC0402000000	For 6-, 8-Head M/C
12	Pulse (Stepping) Motor	0J6105200T01	For 6-, 8-Head M/C
13	Manual Connecting Shaft	CX0416000000	For 4-, 6-, 8-Head M/C
14	Sensor Arm	IC0412000000	
15	Change Base	CC0401000000	For 4-, 6-, 8-Head M/C
16	Bearing Pin	CC0509000000	
17	Change Cover	CC0409000000	For 4-, 6-, 8-Head M/C
18	Change Cover	CC0410000000	For 2-Head M/C
19	Pulse (Stepping) Motor	0J6103800T01	For 2-, 4-Head M/C
20	Manual Connecting Shaft	CX0403000000	For 2-Head M/C
21	Change Base	CC0404000000	For 2-Head M/C
22	Motor Base	CC0403000000	For 4-Head M/C
23	DU Bushing	BPMB0504DU00	
24	Washer	BPRTW0613000	
25			
26			
27			
28			
29			
30			
31			
32			
33			
34			
35			
36			
37			
38			
39			
40			
41			
42			
43			
44			
45			
46			
47			
48			
49			
50			

Note: As for parts with marks # or *, please follow our instructions on Table of Contents in your parts order.

(GC09)

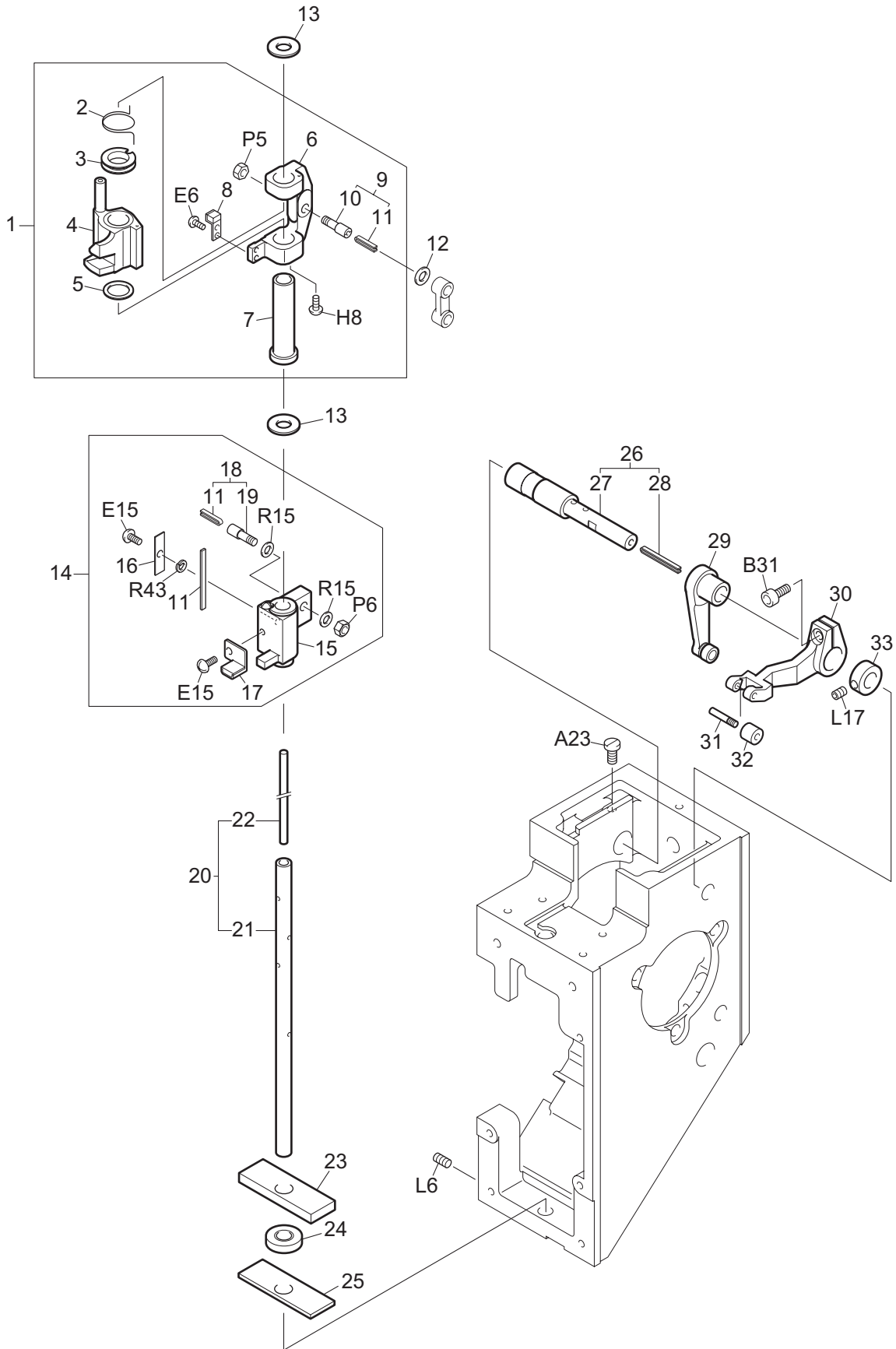


TFHX-IIC ARM 1

CC-7-1

Ref.No.	Description	Part No.	Remark
1	Arm	FN0501030000	
2	Sensor Arm	CC0510000000	
3	Case Linear	FX056600####	
4	Reinforcing Plate	FX056900####	
5	Arm Front Cover L	FN0522L20300	
6	Arm Front Cover R	FX0568R10300	
7	Upper Thread Locking Solenoid	FG6801000000	
8	O-Ring	BPS700000000	
9	E-ring	BPE400000000	
10	O-Ring	BPSS01800000	
11	E-ring	BPE015000000	
12	Contact Point Lever	FN0524000000	
13	Return Spring	FN0526000000	
14	Spring Holder Collar	FN0525000000	
15	Drive Lever	FN0527000000	
16	Arm Guide Plate	FN0528000000	
17	Positioning Plate	FX0526010000	
18	Hexagon Socket Head Cap Screw	EG0219000000	
19	Arm Side Cover A	JX0509000000	
20	Seal Packing	FX0553200000	
21	Arm Side Cover B	FX0554AB0000	
22	Jump Motor Base	JX0510000000	
23	Pulse (Stepping) Motor	0J6105100011	
24	Jump Lever	MX0502010000	
25	Roller Pin E	JX0502S00000	
26	Jump Lever Return Spring	MX0503020000	
27	Cushion	AT0404000000	
28	Cushion Pin	AT0405000000	
29	Clutch Motor Lever	JX0506000000	
30	Clutch Pin	JX0507000000	
31	Clutch Base	JX0505000000	
32	Clutch Lever	JX0503000000	
33	Lever Fixing Screw	JX0504000000	
34	Eccentric Stopper	EG0220000000	
35			
36			
37			
38			
39			
40			
41			
42			
43			
44			
45			
46			
47			
48			
49			
50			

Note: As for parts with marks # or *, please follow our instructions on Table of Contents in your parts order.



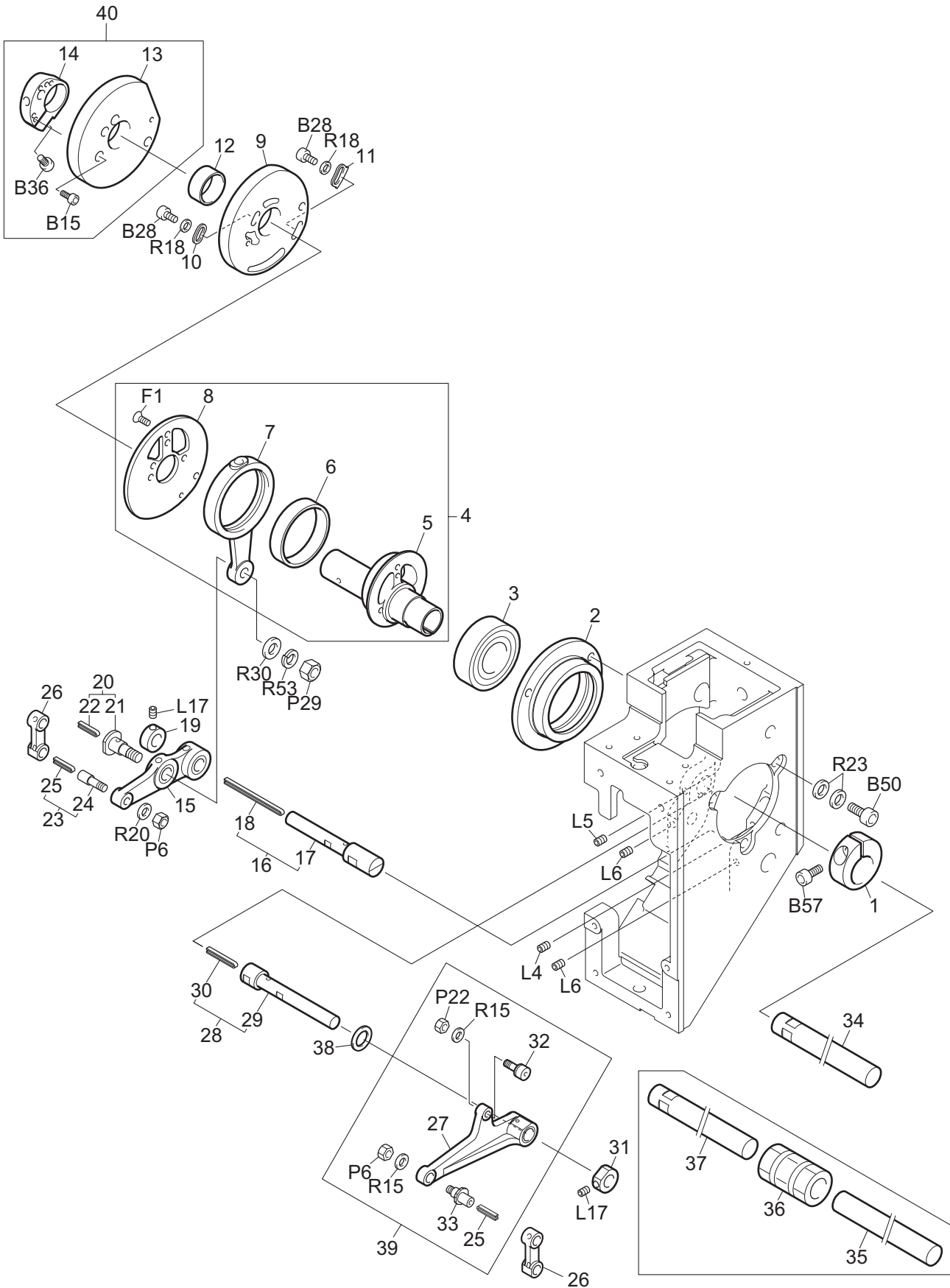
TFHX-IIC ARM 2

CC-7-2

Ref.No.	Description	Part No.	Remark
1	Needle Bar Reciprocator Set	UN25009400GN	
2	Jump Spring	FX0516000000	
3	Spring Cradle	FX0564000000	
4	Needle Bar Reciprocator	FX0515020000	
5	Needle Bar Reciprocator Spacer	EF0554000000	
6	Reciprocator Slide Block	FN0505020000	
7	Needle Bar Drive Shaft Bushing	CX0506010000	
8	Stopper Base	FX0519000000	
9	No.5 Pin Set	UN2505900000	
10	No.5 Pin	JX0508000000	
11	Wick B	EF0557000000	
12	Connecting Rod Washer	EF0555010000	0.5mm Thick
12	Connecting Rod Washer	EF0555010040	0.4mm Thick
12	Connecting Rod Washer	EF0555010030	0.3mm Thick
13	Needle Bar Felt Packing	LE0537200000	
14	Presser Foot Reciprocator Set	UN250A0100GN	
15	Presser Foot Reciprocator	FN0521S30000	
16	Wick Presser Plate	FX0572000000	
17	Cushion Bracket	GN0502000000	
18	No.3 Pin Set	UN2505101000	
19	No.3 Pin	EF0511010000	
20	Needle Bar Drive Shaft Set	UN2501102000	
21	Needle Bar Drive Shaft	FX0522030000	
22	Needle Bar Drive Shaft Wick	EG0536000000	
23	Needle Bar Drive Shaft Felt B	GN0503000000	
24	Bearing Case Collar	ME0555000000	
25	Needle Bar Drive Shaft Felt	FX0524000000	
26	Take-up Lever Drive Lever Pin Set	CL0572S10000	
27	Take-up Lever Drive Lever Pin	CL0572010000	
28	Wick B	EG0544000000	
29	Take-up Lever Drive Lever A Set	CL0573S00000	
30	Take-up Lever Drive Lever B	CL0574020000	
31	Roller Pin	CL0577000000	
32	8mm Dia. Roller	CL0578010000	
33	8mm Dia. Collar	EF0418000000	
34			
35			
36			
37			
38			
39			
40			
41			
42			
43			
44			
45			
46			
47			
48			

Note: As for parts with marks # or *, please follow our instructions on Table of Contents in your parts order.

(GC09)



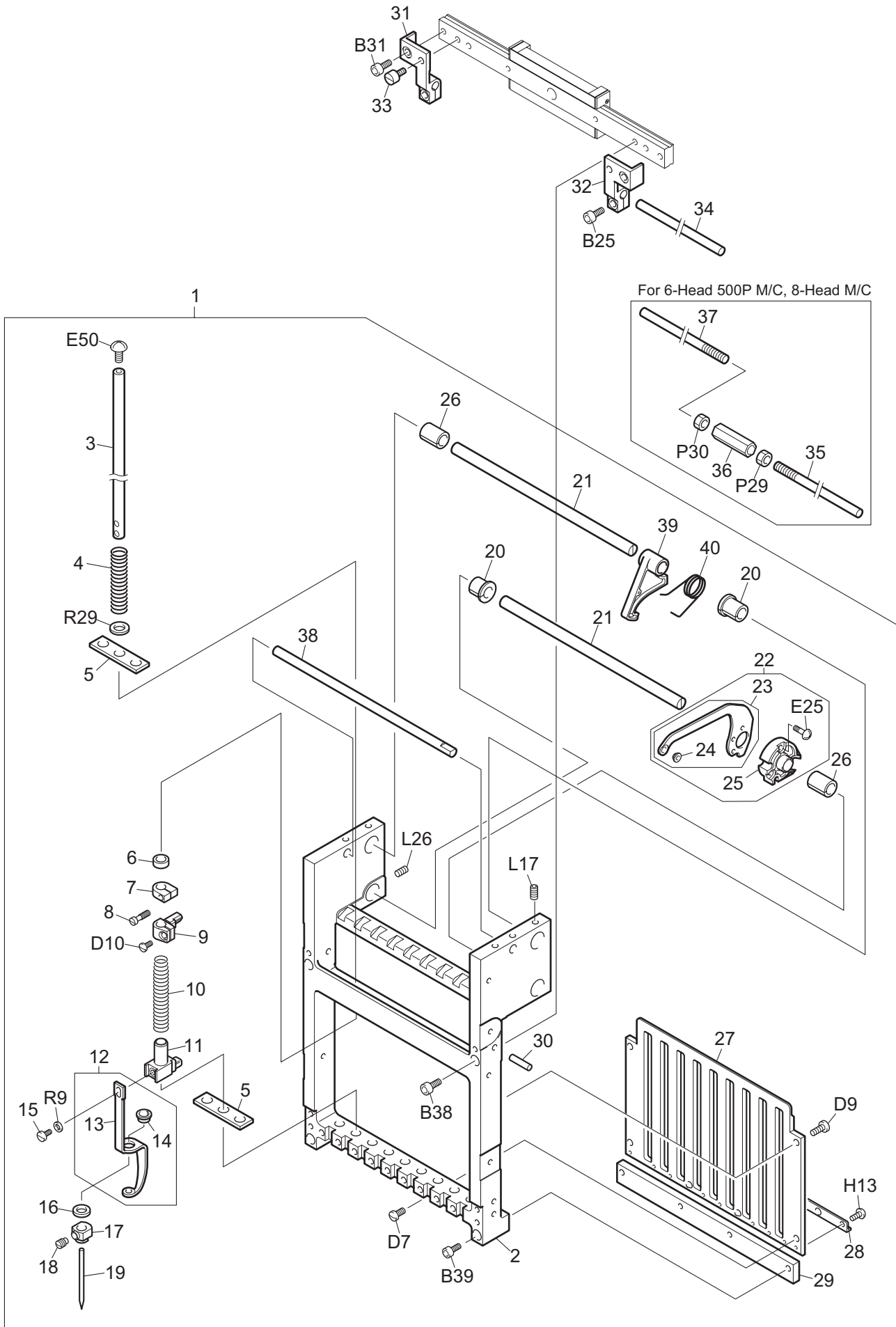
TFHX-IIC ARM 3

CC-7-3

Ref.No.	Description	Part No.	Remark
1	Needle Bar Cam Tightening Collar	EF0508000000	
2	Bearing Case	EF0502010000	
3	Ball Bearing	BP6004ZZ0000	
4	Needle Bar Drive Cam Set	UN250100B0NR	
5	Needle Bar Drive Cam	FX0502000000	
6	Needle Cage	BPK384188X01	
7	Connecting Rod	EF0505010000	
8	Take-up Lever Cam Base	CL0576000000	
9	Take-up Lever Drive Cam	FX0571000000	
9	Take-up Lever Drive Cam	FXC571000000	For Jumbo Rotary Hook
10	Cam Washer	EF0522000000	
11	Cam Washer A	EF0522A00000	
12	Cam Spacer	MX0505020000	
13	Presser Foot Cam	MX0508030000	
14	Presser Foot Cam Boss	MXJ509010000	
15	Needle Bar Drive Lever Set	EG0527000000	
16	No.2 Pin Set	UN2505300000	
17	No.2 Pin	EG0528000000	
18	Wick A	EG0543000000	
19	8mm Dia. Collar	EF0418000000	
20	No.1 Pin Set	UN2505601000	
21	No.1 Pin	FX0506010000	
22	Wick A	EF0556000000	
23	No.3 Pin Set	UN2505101000	
24	No.3 Pin	EF0511010000	
25	Wick B	EF0557000000	
26	Needle Bar Drive Connecting Rod	EF0513000000	
27	Drive Lever	MX0510030000	
28	No.1 Drive Shaft Set	UN2505501000	
29	No.1 Drive Shaft	FX0504010000	
30	Wick C	EF0558000000	
31	8mm Dia. Collar	MX0507000000	
32	Cam Follower	BPCFS4000000	
33	Eccentric Pin	MX0511010000	
34	Needle Bar Drive Shaft	CX08M500****	
35	Needle Bar Drive Shaft A	JE0822A0****	
36	N-Coupling	BPN150150000	
37	Needle Bar Drive Shaft B	JE0822B0****	
38	Drive Lever Spacer	MX0526000000	
39	Drive Lever Set	UN250C010000	
40	Presser Foot Cam Set	UN250B0000GN	
41			
42			
43			
44			
45			
46			
47			
48			
49			

Note: As for parts with marks # or *, please follow our instructions on Table of Contents in your parts order.

TFHX-IIC NEEDLE BAR CASE 1



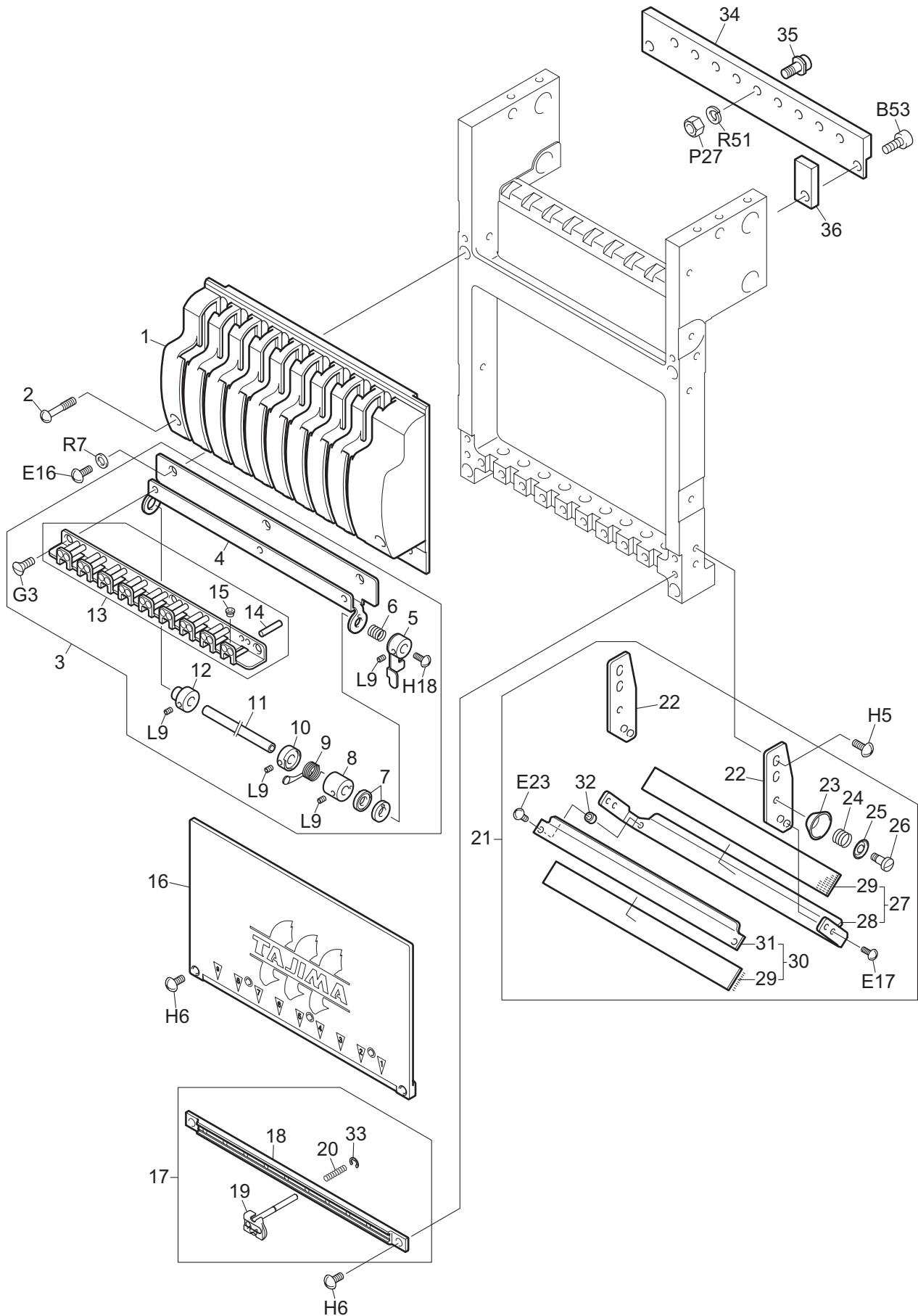
TFHX-IIC NEEDLE BAR CASE 1

CC-8-1

Ref.No.	Description	Part No.	Remark
1	Needle Bar Case Set	UN260124####	When placing an order, please also specify for which head (the 1st head or other heads) you need.
2	Needle Bar Case	CC060102####	For the 1st Head
2	Needle Bar Case	FN060102####	
3	Needle Bar	FX0632000000	
4	Needle Bar Holder Spring	ME0601020000	
5	Felt Packing	EF062300####	
6	Cushion Ring F	FX0616010000	
7	Upper Dead Point Stopper	EF0617010000	
8	Flat Fillister Head Screw	EF0647000000	
9	Needle Bar Connecting Stud	CX0606010000	
10	Presser Foot Spring B	FX0647B00000	
11	Presser Foot Connecting Stud	FX0621010000	
12	Presser Foot Set	FX0620S00000	
13	Presser Foot	FX0620100000	
14	Presser Foot Bushing	EF0613220000	
15	Presser Foot Set Screw	FX0622000000	
16	Cushion Ring A	EF0642020000	
17	Needle Clamp	C90029030000	
18	Needle Set Screw	EF0615000000	
19	Needle	EF06405Z1110	DB K5Z1 #11
20	Take-up Lever Positioning Bushing	EF060600****	
20	Positioning Bushing	IC0622000000	For 15-Needle M/C
21	Take-up Lever Shaft	EF060200####	
21	Take-up Lever Shaft	FX0602001200	For 12-Needle M/C
21	Take-up Lever Shaft	ED0F16000000	For 15-Needle M/C
22	Roller Type Take-up Lever Set	FX0648S10000	
23	Take-up Lever	FX0648010000	
24	Thread Guide	MX0521010000	
25	Take-up Lever Boss	IC0615000000	
26	Adjusting Bushing	IC0620000000	
26	Adjusting Bushing	IC0621000000	For 15-Needle M/C
27	Needle Bar Guide Rail	FN064400####	
28	Rail Guide	FN062301####	
29	Case Rail, Lower	FX061201####	
29	Case Rail, Lower	ED0F15010000	For 15-Needle M/C
30	Parallel Pin	BPH70416L000	
31	Color Change Bracket L	FX0640L00000	
32	Color Change Bracket R	FX0640R00000	
33	Pin No.714	CD0E16000000	
34	Slide Shaft	CX066000****	
35	Slide Shaft A	JE0601A0****	
36	M6 Joint	EF0827010000	
37	Slide Shaft B	JE0601B0****	
38	Spring Hook Shaft	IC061900####	
39	Stopper Lever	IC0616000000	
40	Stopper Spring	IC0617000000	
41			
42			
43			
44			

Note: As for parts with marks # or *, please follow our instructions on Table of Contents in your parts order.

(GC09)



TFHX-IIC NEEDLE BAR CASE 2

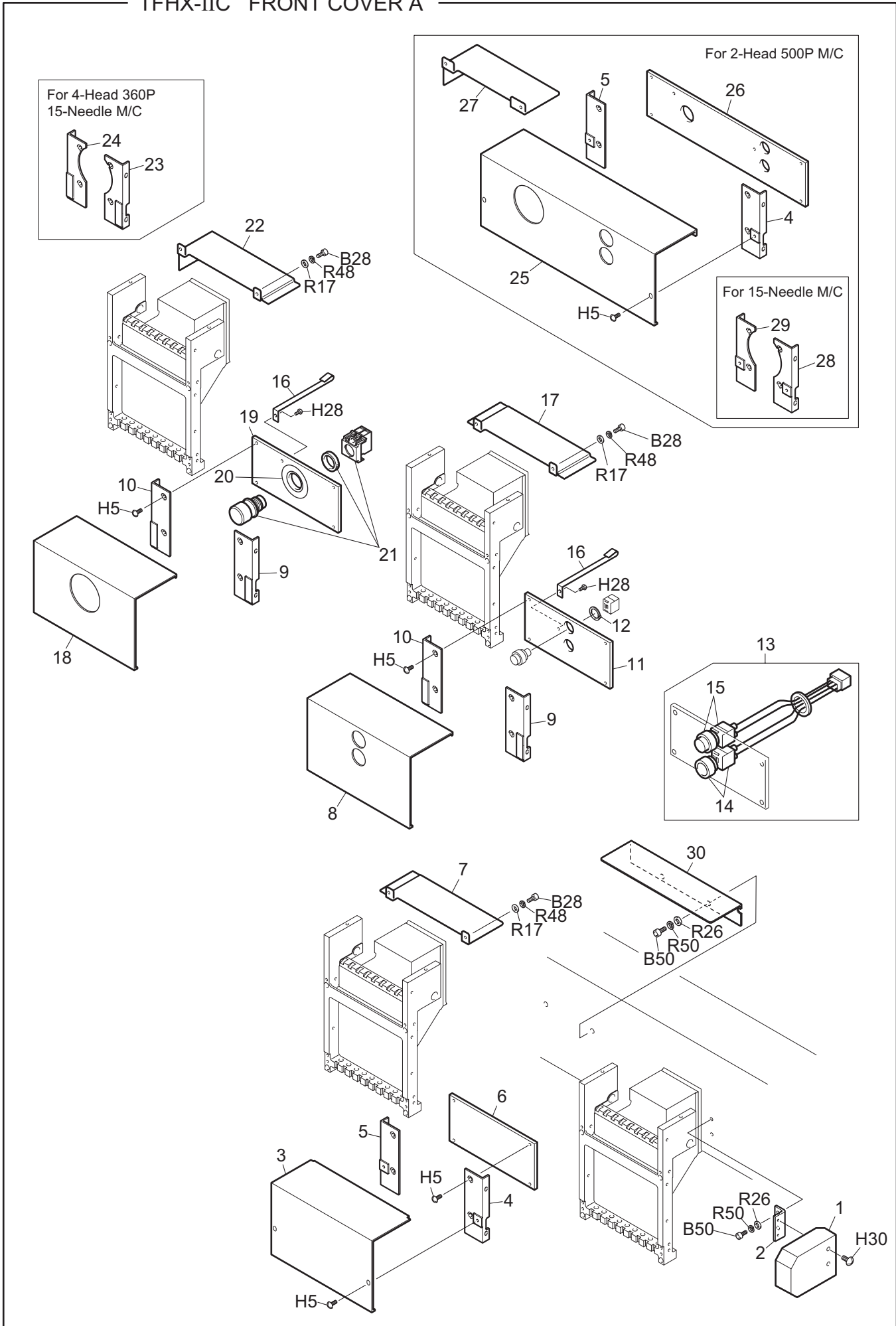
CC-8-2

Ref.No.	Description	Part No.	Remark
1	Top Cover	GN060100####	
2	Top Cover Attaching Screw	CX0675000000	
3	Thread Take-up Spring Attaching Base Set	UN260133####	
4	Thread Take-up Spring Attaching Base	FN063102####	
5	Retracting Lever Set	FN0639000000	
6	Push Spring	FN0638000000	
7	Knurled Screw	FN0640000000	
8	Tension Collar	FN0636000000	
9	Thread Take-up Spring	FN0637000000	
10	Stroke Adjuster A	FN0634000000	
11	5 mm Dia. Shaft	FN063301####	
12	Bushing	FN0643000000	
13	Roller-type Large Thread Holder Set	FN063202####	
14	Needle Roller	FN0642000000	
15	Thread Guide	MX0521010000	
16	Face Plate	FN062205####	
17	Upper Thread Locking Device	UN260300####	
18	Holder Base	FN062804####	
19	Lock Shaft Set	FN0624020000	
20	Lock Spring	FN0625010000	
21	Thread Presser Base Set	UN680033####	
22	Thread Holder Bracket	AT0323000000	
23	Thread Suspender Disk	EF0637000000	
24	Thread Suspender Spring	EF0639000000	
25	Thread Suspender Spring Presser	EF0638000000	
26	Thread Suspender Attaching Screw	AT2311000000	
27	Thread Presser Base (with Tape)	UN680172####	
28	Thread Presser Base	AT032400####	
29	Velcro	AT030500####	
29	Velcro	FX0631201200	For 12-Needle M/C
29	Velcro	ED0F20001500	For 15-Needle M/C
30	Thread Presser Lid (with Tape)	UN680182####	
31	Thread Presser Lid	AT032500####	
32	Thread Presser Spacer	AT0304000000	
33	E-ring	BPE015000000	
34	Change Roller Base	IC062300####	
35	Cam Roller Pin Set	EF0519S00000	
36	Space Block	IC0624000000	
37			
38			
39			
40			
41			
42			
43			
44			
45			
46			
47			
48			

Note: As for parts with marks # or *, please follow our instructions on Table of Contents in your parts order.

(GC09)

TFHX-IIC FRONT COVER A



TFHX-IIC FRONT COVER A

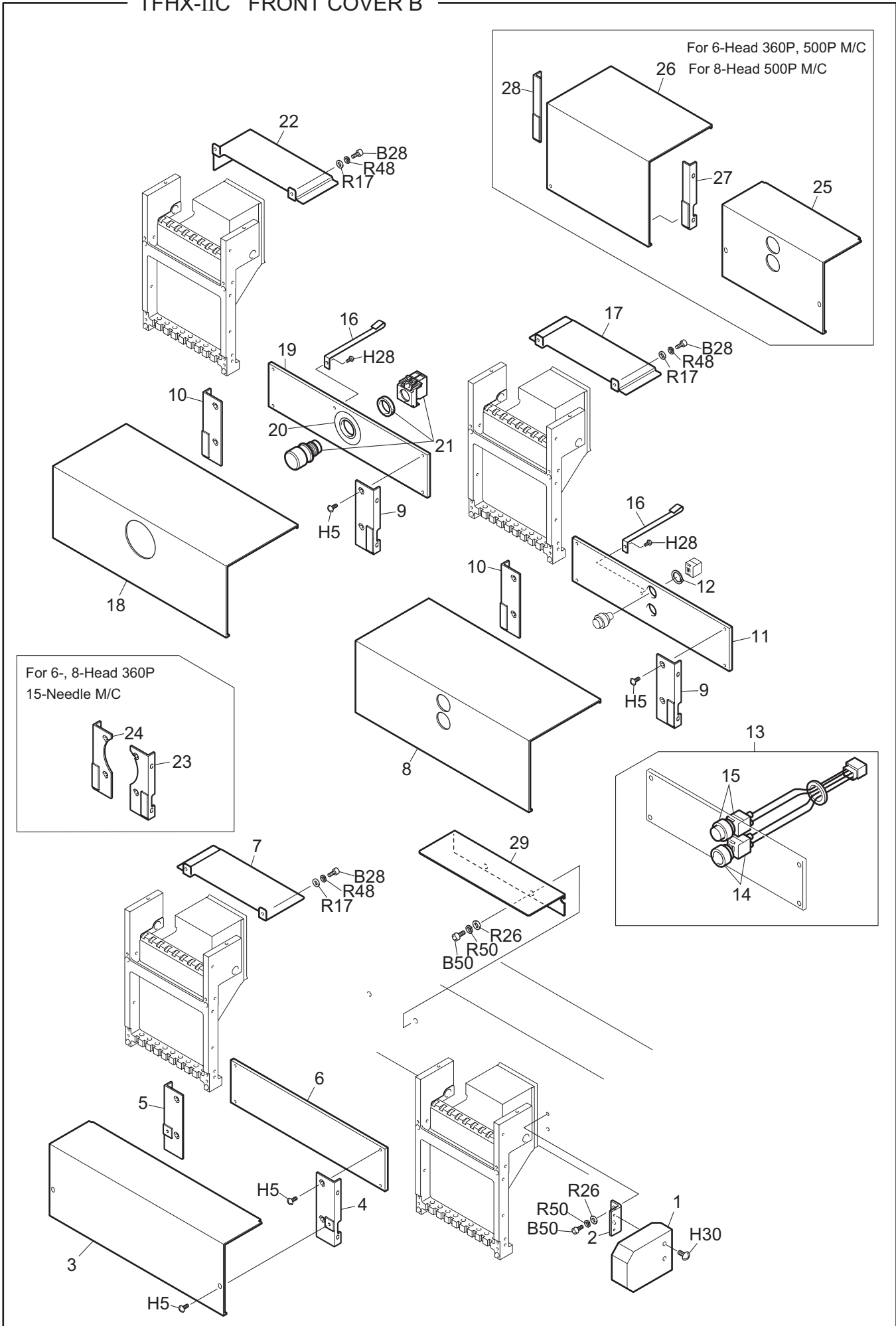
CC-9a

Ref.No.	Description	Part No.	Remark
1	Arm R Cover	CX08N8010000	
2	Cover Bracket	CX08N9010000	
3	Front Cover A	CX0666AB****	For 4-Head M/C
4	Cover Attaching Bracket L Set	CX0686L00000	
5	Cover Attaching Bracket R Set	CX0686R00000	
6	Connecting Plate	CX069000****	
7	Tension Base Cord Cover B	CC0606B0####	For 4-Head 360P M/C
8	Front Cover B	CC0835B0####	For 4-Head 360P M/C
9	Cover Attaching Bracket E	BX0812E00000	
10	Cover Attaching Bracket F	BX0812F00000	
11	Start Switch Base	BX080803####	
12	Retaining Washer	BX0811000000	
13	Cylinder Head Switch Assembly	SC5807000000	
14	Start Switch	SC5803000000	
15	Stop Switch	SC5806000000	
16	Cord Clamp	BX0810000000	
17	Tension Base Cord Cover A	CC0605B0####	For 4-Head 360P M/C
18	Front Cover J	CC083600****	For 4-Head 360P M/C
19	Stop Switch Base	EN089600####	
20	Emergency Stop Switch Sign Plate	PB0049B0SP00	
21	Emergency Stop Switch	EN5807000000	
22	Tension Base Cord Cover C	CC0607B0####	For 4-Head 360P M/C
23	Cover Attaching Bracket L	BX0813L00000	For 4-Head 360P 15-Needle M/C
24	Cover Attaching Bracket R	BX0813R00000	For 4-Head 360P 15-Needle M/C
25	Front Cover C	CX0666C2****	For 2-Head 500P M/C
26	Start/Stop Switch Label	CX08T0000000	
27	Tension Base Cord Cover	CX06680A####	For 2-Head 500P M/C
28	Cover Attaching Bracket L	CX0695L00000	For 2-Head 500P 15-Needle M/C
29	Cover Attaching Bracket R	CX0695R00000	For 2-Head 500P 15-Needle M/C
30	Top Cover B	CC0848B10000	
31			
32			
33			
34			
35			
36			
37			
38			
39			
40			
41			
42			
43			
44			
45			
46			
47			
48			
49			
50			

Note: As for parts with marks # or *, please follow our instructions on Table of Contents in your parts order.

(GC09)

TFHX-IIC FRONT COVER B



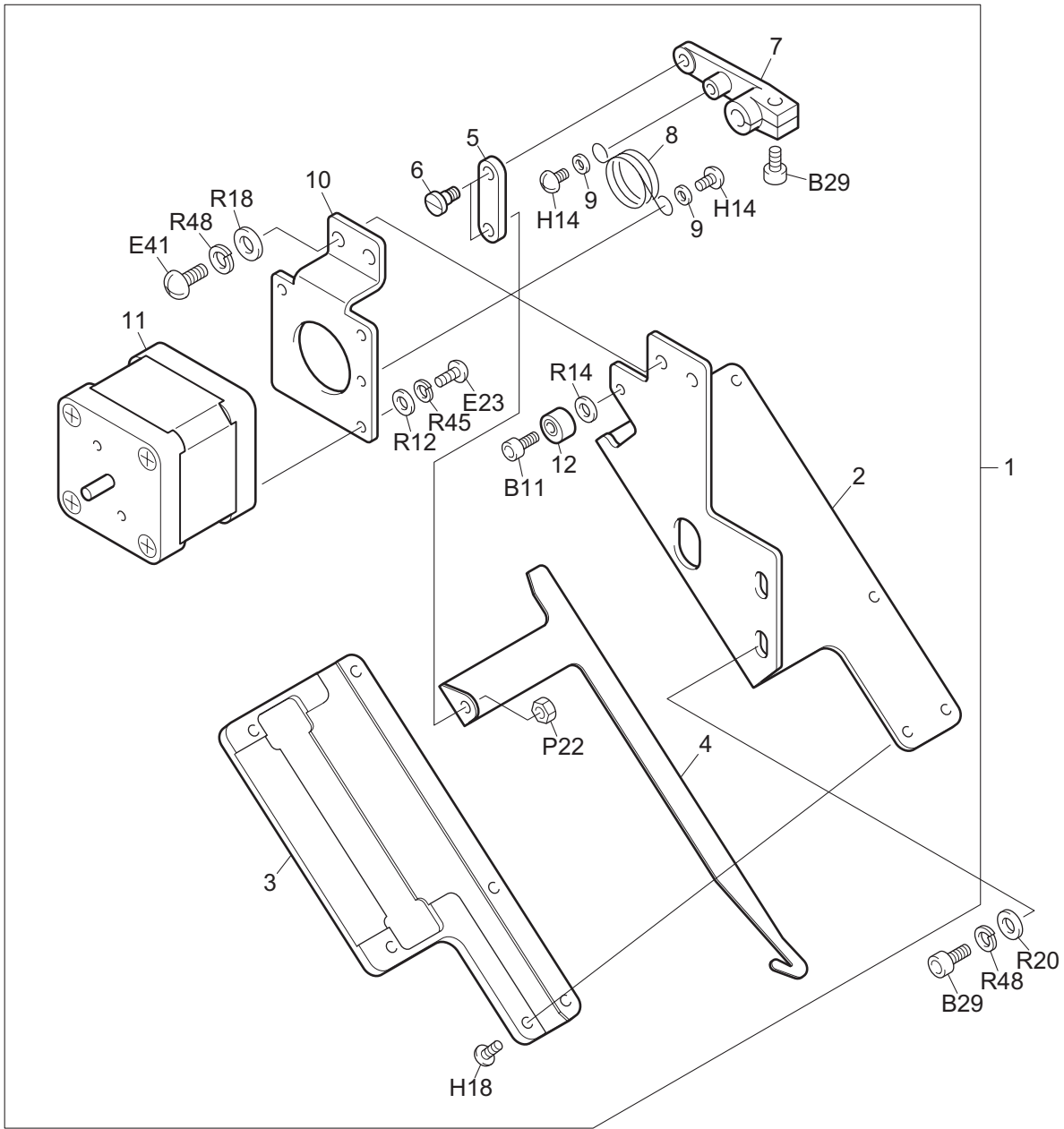
TFHX-IIC FRONT COVER B

CC-9b

Ref.No.	Description	Part No.	Remark
1	Arm R Cover	CX08N8010000	
2	Cover Bracket	CX08N9010000	
3	Front Cover A	CX0666AB****	For 4-Head M/C
4	Cover Attaching Bracket L Set	CX0686L00000	
5	Cover Attaching Bracket R Set	CX0686R00000	
6	Connecting Plate	CX069000****	
7□	Tension Base Cord Cover B	CC060600####	For 4-, 6-Head 500P M/C, 6-, 8-Head 360P M/C
8□	Front Cover B	BX081500****	For 4-, 6-Head 500P M/C, 6-, 8-Head 360P M/C
9	Cover Attaching Bracket E	BX0812E00000	
10	Cover Attaching Bracket F	BX0812F00000	
11	Start Switch Base	BX080803####	
12	Retaining Washer	BX0811000000	
13	Cylinder Head Switch Assembly	SC5807000000	
14	Start Switch	SC5803000000	
15	Stop Switch	SC5806000000	
16	Cord Clamp	BX0810000000	
17□	Tension Base Cord Cover E	FN0920E0####	For 4-, 6-Head 500P M/C, 6-, 8-Head 360P M/C
18□	Front Cover J	EN089400****	For 4-, 6-Head 500P M/C, 6-, 8-Head 360P M/C
19	Stop Switch Base	EN089600####	
20	Emergency Stop Switch Sign Plate	PB0049B0SP00	
21	Emergency Stop Switch	EN5807000000	
22□	Tension Base Cord Cover C	CC060700####	For 4-, 6-Head 500P M/C, 6-, 8-Head 360P M/C
23□	Cover Attaching Bracket L	BX0813L00000	For 6-, 8-Head 360P 15-Needle M/C
24□	Cover Attaching Bracket R	BX0813R00000	For 6-, 8-Head 360P 15-Needle M/C
25	Front Cover A	CX068900****	For 6-, 8-Head 360P M/C, 6-Head 500P M/C
26	Front Cover B	MX08160B****	For 6-, 8-Head 360P M/C, 6-Head 500P M/C
27	Cover Attaching Bracket L	FX0637L00000	
28	Cover Attaching Bracket R	FX0637R00000	
29	Top Cover A	CC0848A10000	
30			
31			
32			
33			
34			
35			
36			
37			
38			
39			
40			
41			
42			
43			
44			
45			
46			
47			
48			
49			
50			

Note: As for parts with marks # or *, please follow our instructions on Table of Contents in your parts order.

(GC09)



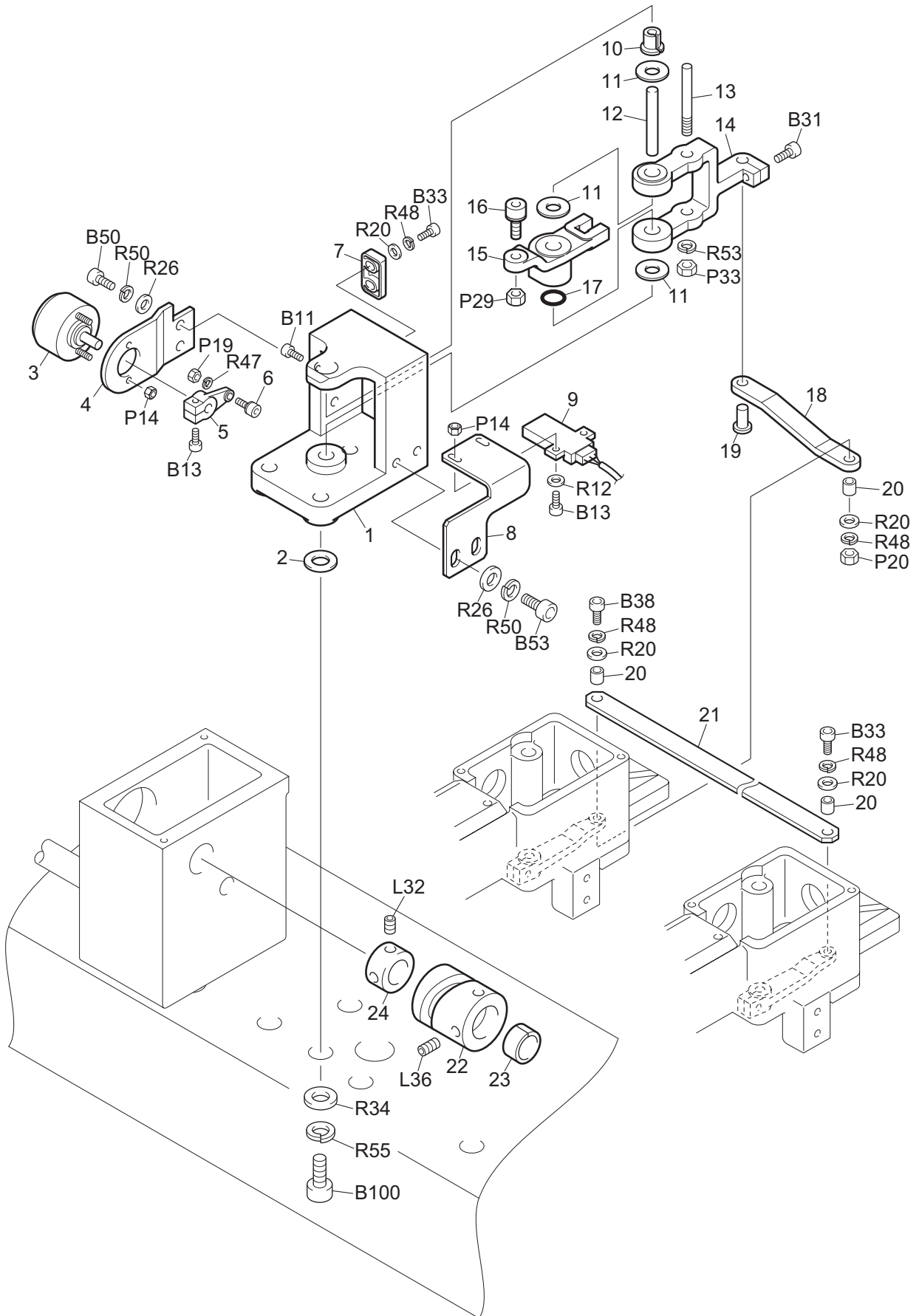
TFHX-IIC UPPER THREAD HOLDER SET

CC-10

Ref.No.	Description	Part No.	Remark
1	Assembly Base Set	UN68024000FG	
2	Assembly Base	AT0333000000	
3	Base Lid A	AT0332000000	
4	Upper Thread Hook A	AT1310000000	
5	Arm Connecting Rod	MX0525000000	
6	Connecting Lever Pin	AT0206010000	
7	Upper Thread Hook Lever	AT0339000000	
8	Upper Thread Hook Return Spring	JE0501000000	
9	Spring Holder Collar	MX0523000000	
10	Pulse Motor Base	AT0330000000	
11	Pulse (Stepping) Motor	0J6105100011	
12	Eccentric Stopper	EG0220000000	
13			
14			
15			
16			
17			
18			
19			
20			
21			
22			
23			
24			
25			
26			
27			
28			
29			
30			
31			
32			
33			
34			
35			
36			
37			
38			
39			
40			
41			
42			
43			
44			
45			
46			
47			
48			
49			
50			

Note: As for parts with marks # or *, please follow our instructions on Table of Contents in your parts order.

(GC09)

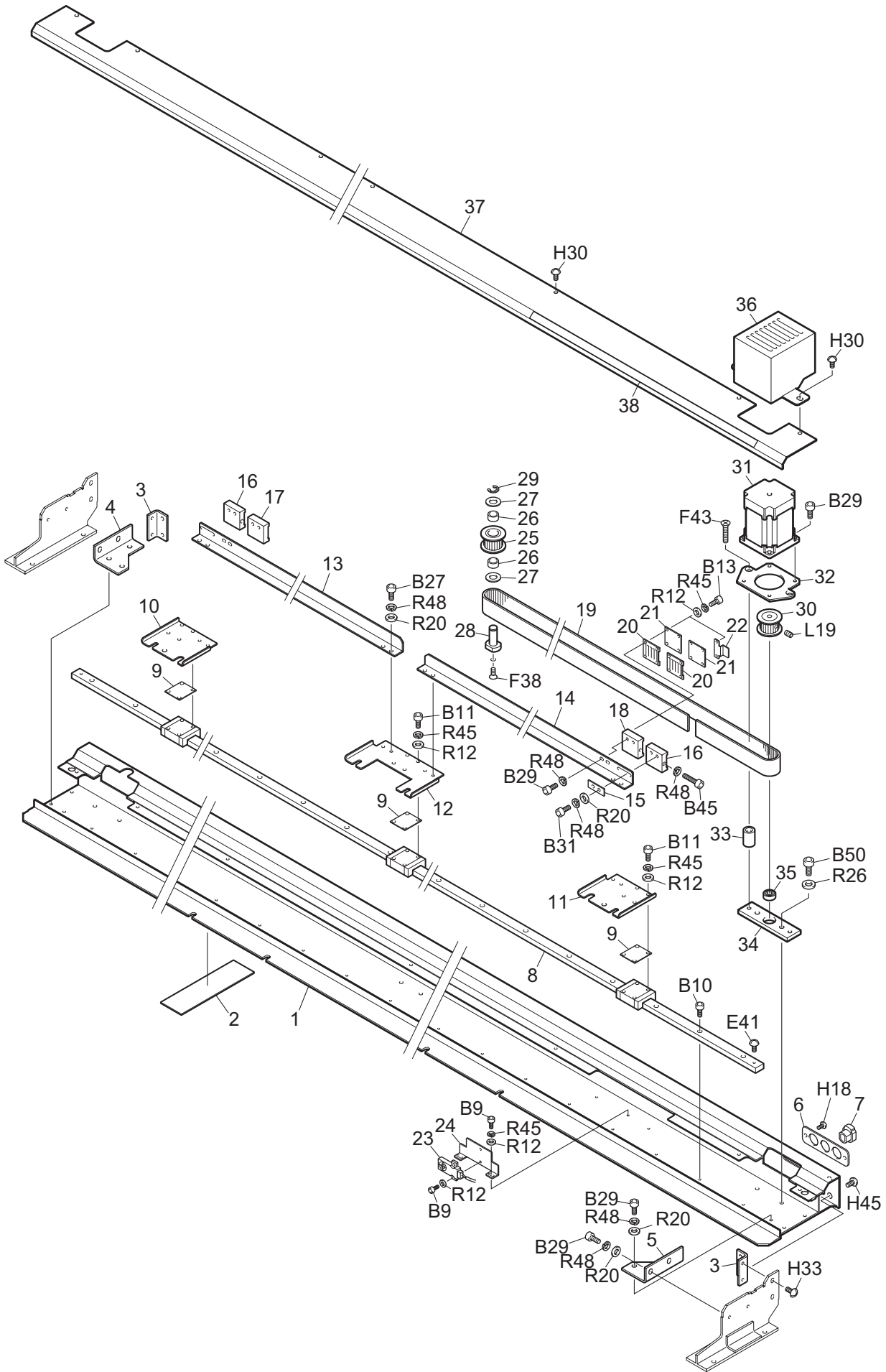


TFHX-IIC CAM DRIVE SYSTEM SET

CC-11

Ref.No.	Description	Part No.	Remark
1	ATH Attaching Base	SFC2010D0000	
2	22mm Dia. Spacer A	CX0896A00000	0.1mm Thick
2	22mm Dia. Spacer B	CX0896B00000	0.3mm Thick
2	22mm Dia. Spacer C	CX0896C00000	1mm Thick
3	Thread Trimming Solenoid	AT6805B00000	
4	Solenoid Bracket	SF0207010000	
5	Solenoid Lever	AS0103000000	
6	Roller Shaft A Set	SP0101000000	
7	Cam Lever Stopper	CX0226000000	
8	Sensor Bracket	CC0210000000	
9	Proximity Switch	PB001300KN00	
10	Take-up Lever Positioning Bushing	EF0606000000	
11	Washer	BPTW08150000	
12	Drive Lever Shaft	SF0209000000	
13	Drive Lever Pin	SF0210000000	
14	Driven Lever	SF0205000000	
15	Cam Lever	SF0204000000	
15	Cam Lever	SFC204000000	For Jumbo Rotary Hook
16	No.1 Roller Pin Set	CHW105S00000	
17	O-Ring	BPP8000000000	
18	Knife Drive Connecting Rod	CX0221000000	
19	Connecting Pin	NS0108030000	
20	Connecting Collar	CX0208000000	
21	Knife Connecting Plate	CX022200****	
21	Knife Connecting Plate	JE020200****	For 6-Head 500P M/C, 8-Head M/C
22	Thread Trimming Cam	CX0215010000	
23	Cam Split Collar	SF0211000000	
24	15mm Dia. Collar	CE0110000000	
25			
26			
27			
28			
29			
30			
31			
32			
33			
34			
35			
36			
37			
38			
39			
40			
41			
42			
43			
44			
45			
46			

Note: As for parts with marks # or *, please follow our instructions on Table of Contents in your parts order.



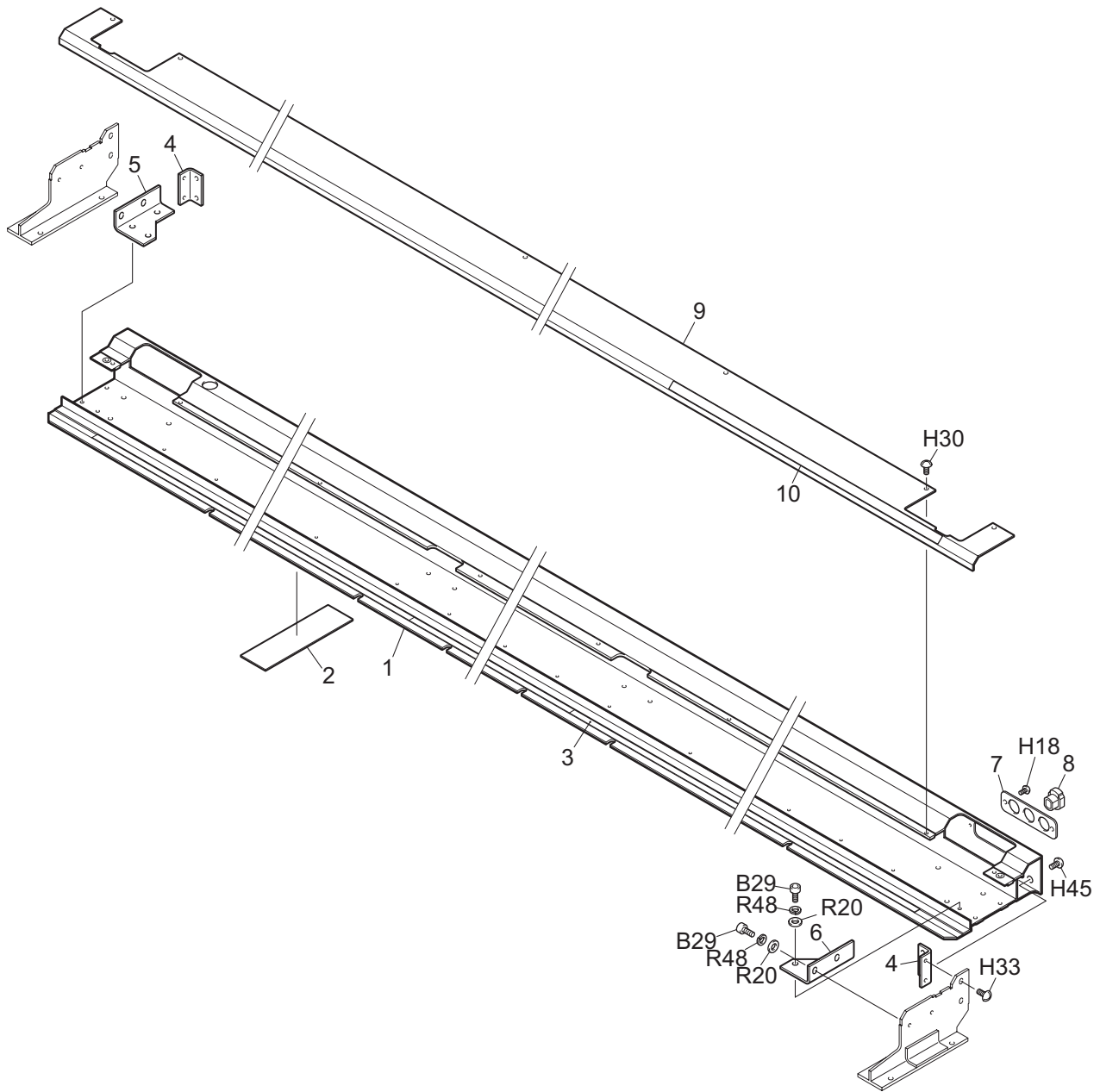
TFHX-IIC X-AXIS DRIVE SYSTEM A

CC-12a

Ref.No.	Description	Part No.	Remark
1	Z-spec. Frame	CC070100****	
2	Z-spec. Frame Felt	CX0722020000	
3	L-shaped Stay A	CX07B9000000	
4	L-shaped Stay B L	CX07F5L00000	
5	L-shaped Stay B R	CX07F5R00000	
6	Bushing Plate	CC0755000000	
7	Cord Bushing	PB000200BU00	
8	Traverse Linear Way	BPC3R1470268	Up to 4-Head 360P M/C
8	Traverse Linear Way	BPC2R1184744	For 4-Head 500P M/C, 6-Head 500P M/C
8	Traverse Linear Way	BPC3R1470268	For 6-Head 360P M/C, 8-Head 360P M/C
9	Linear Spacer	CX07B1000000	
10	Joint Plate AL	CX07C8L00000	
10	Joint Plate AL	CC0713000000	For 500P M/C
11	Joint Plate AR	CX07C8R10000	
12	Joint Plate B	CX07F6000000	
12	Joint Plate B	CC0714000000	For 500P M/C
13	Joint Plate L	CX0781L1****	
13	Joint Plate L	CC071500****	For 500P M/C
14	Joint Plate R	CX0781R1****	
15	X-axis Spacer	CX0761000000	
16	X-axis Belt Catcher A	CX0719010000	
17	X-axis Belt Catcher B	CX0720010000	
18	X-axis Belt Catcher E	CX0762010000	
19	X-axis Timing Belt	BPS5M15N1495	
20	X-axis Belt Catcher C	CX0703010000	
21	X-axis Belt Catcher D	CX0704000000	
22	X Origin Detecting Plate B	CC0764B00000	
23	Proximity Switch	PB001300KN00	
24	Origin Search Attaching Plate	CC0763000000	
25	No.1 Pulley	CX0715010000	
26	Needle Bearing	BPHK10100000	
27	Washer	BPTW10200000	
28	X-axis Pin	CX0713010000	
29	E-ring	BPE700000000	
30	No.2 Pulley	CX0716010000	
31	Pulse (Stepping) Motor	CX6406000000	
32	Motor Plate	CX07H5000000	
33	Plate Support	CX07D4000000	
34	Bearing Case Plate	CX07D3000000	
35	Ball Bearing	BPBC616ZZ000	
36	X-axis Motor Cover	CX0894010000	
37	Z-spec. Frame Cover	CC070200****	
38	Traverse Scale	CX07A3000000	
39			
40			
41			
42			
43			
44			
45			

Note: As for parts with marks # or *, please follow our instructions on Table of Contents in your parts order.

(GC09)

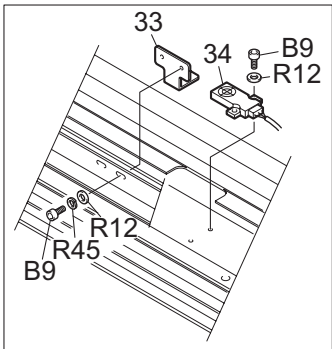
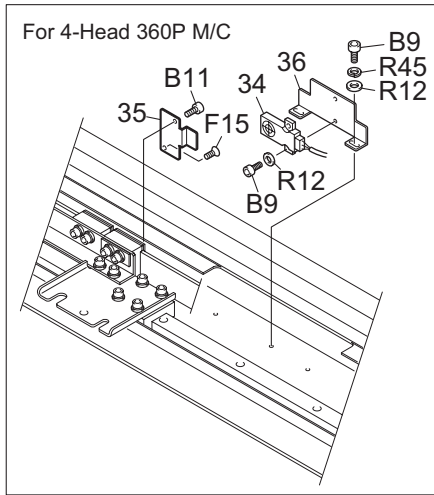
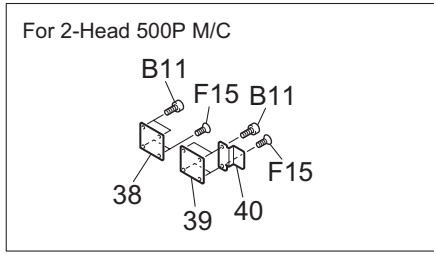
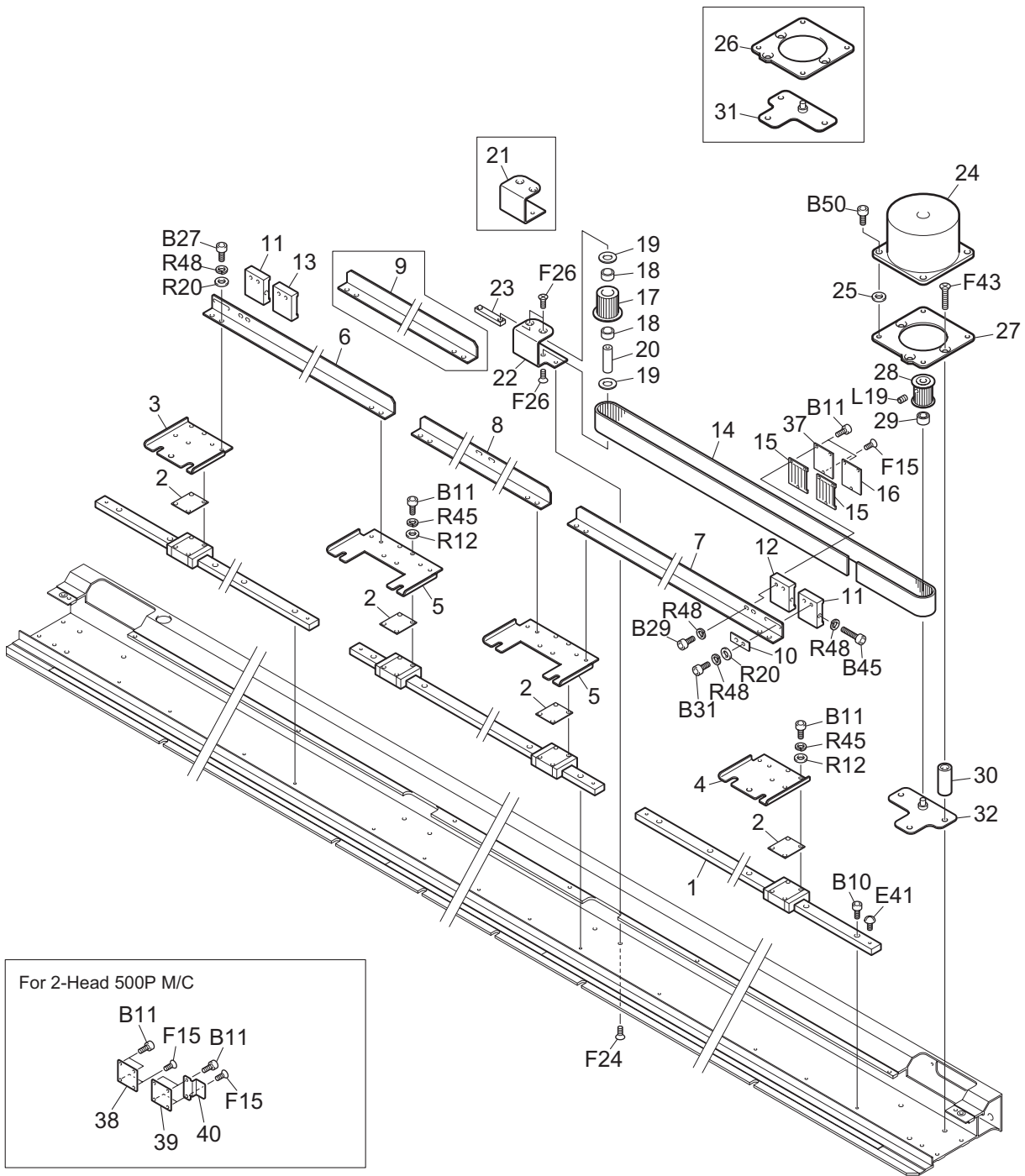


TFHX-IIC X-AXIS DRIVE SYSTEM B1

CC-12b-1

Ref.No.	Description	Part No.	Remark
1	Z-spec. Frame	CC076700****	
2	Z-spec. Frame Felt	CX0722020000	
3	Steel Plate A	CX03B900****	When ordering this part, please also inform us of the total length.
4	L-shaped Stay A	CX07B9000000	
5	L-shaped Stay B L	CX07F5L00000	
6	L-shaped Stay B R	CX07F5R00000	
7	Bushing Plate	CC0755000000	
8	Cord Bushing	PB000200BU00	
9	Z-spec. Frame Cover	CC070200****	
9	Z-spec. Frame Cover	JE070200****	For 6-Head 500P M/C, 8-Head M/C
10	Traverse Scale	CX07A3000000	
11			
12			
13			
14			
15			
16			
17			
18			
19			
20			
21			
22			
23			
24			
25			
26			
27			
28			
29			
30			
31			
32			
33			
34			
35			
36			
37			
38			
39			
40			
41			
42			
43			
44			
45			
46			
47			
48			
49			

Note: As for parts with marks # or *, please follow our instructions on Table of Contents in your parts order.



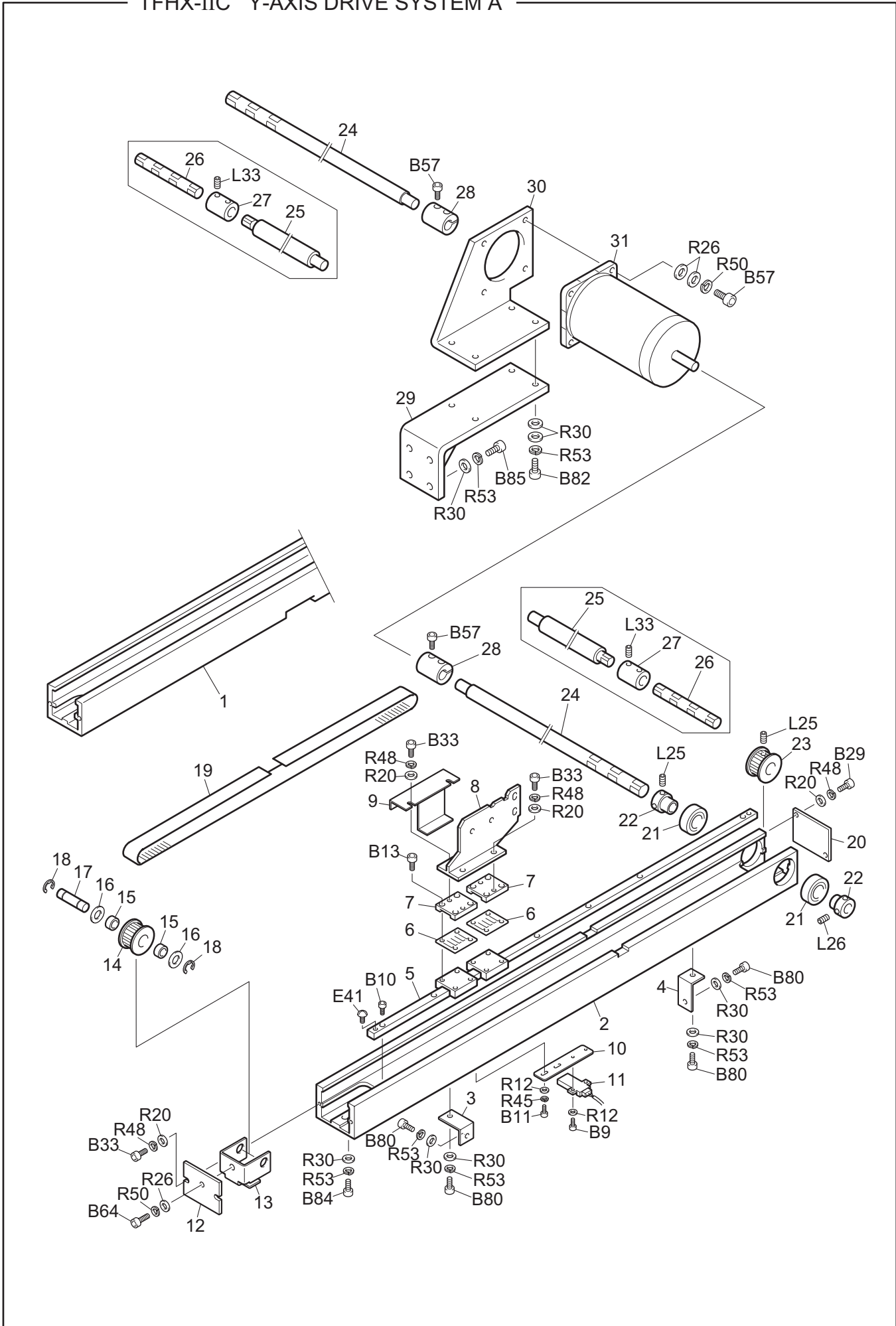
TFHX-IIC X-AXIS DRIVE SYSTEM B2

CC-12b-2

Ref.No.	Description	Part No.	Remark
1	Traverse Linear Way	BPLWL15C****	
2	Linear Spacer	CX07B1000000	
3	Joint Plate AL	CX07C8L00000	
3	Joint Plate AL	CC0713000000	For 500P M/C
4	Joint Plate AR	CX07C8R10000	
5	Joint Plate B	CX07F6000000	
5	Joint Plate B	CC0714000000	For 500P M/C
6	Joint Plate L	CX07K3L0****	
6	Joint Plate L	CC071500****	For 500P M/C
7	Joint Plate R	CX07K3R0****	
8	Joint Plate	CC075100****	
9	Joint Plate	JE0724000000	For 6-Head 500P M/C
9	Joint Plate	CX07K4000636	for 8-Head 360P M/C
10	X-axis Spacer	CX0761000000	
11	X-axis Belt Catcher F	CX07J8F00000	
12	X-axis Belt Catcher G	CX07J8G00000	
13	X-axis Belt Catcher H	CX07J8H00000	
14	X-axis Timing Belt	BPS5M25N1430	For 4-Head 360P M/C
14	X-axis Timing Belt	BPS5M25N1490	For 4-Head 500P M/C, 6-Head 500P M/C
14	X-axis Timing Belt	BPS5M25N1235	For 6-Head 360P M/C, 8-Head 360P M/C
15	X-axis Belt Catcher J	CX07J8J00000	
16	X-axis Belt Catcher K	CX07J8K00000	
17	Tension Pulley	CX07K2000000	
18	Needle Bearing	BPHK10100000	
19	Washer	BPTW10200000	
20	X-axis Pin	CX07K1010000	
21	Idler Bracket L	CX07J9L00000	
22	Idler Bracket R	CX07J9R00000	
23	Reinforcing Plate	JE0725000000	
24	Pulse (Stepping) Motor	CX6407010000	
25	Motor Spacer	CX07J4000000	
26	86 mm Dia. Motor Plate L	CX07J3L10000	
27	86 mm Dia. Motor Plate R	CX07J3R10000	
28	Z-spec. Frame Pulley	CX07J6000000	
29	Ball Bearing	BPBC616ZZ000	
30	Auxiliary Plate Support	CX07J5010000	
31	Shaft Holder Base R	CX07J7R00000	
32	Shaft Holder Base L	CX07J7L00000	
33	X Origin Detecting Plate	CC0754000000	
34	Proximity Switch	PB001300KN00	
35	X Origin Detecting Plate A	CC0764A00000	
36	Origin Search Attaching Plate	CC0763000000	
37	X Belt Catcher L	CX07J8L00000	
38	X Belt Catcher N	CX07J8N00000	
39	X Belt Catcher M	CX07J8M00000	
40	X Origin Detecting Plate B	CC0764B00000	
41			
42			
43			
44			

Note: As for parts with marks # or *, please follow our instructions on Table of Contents in your parts order.

(GC09)



TFHX-IIC Y-AXIS DRIVE SYSTEM A

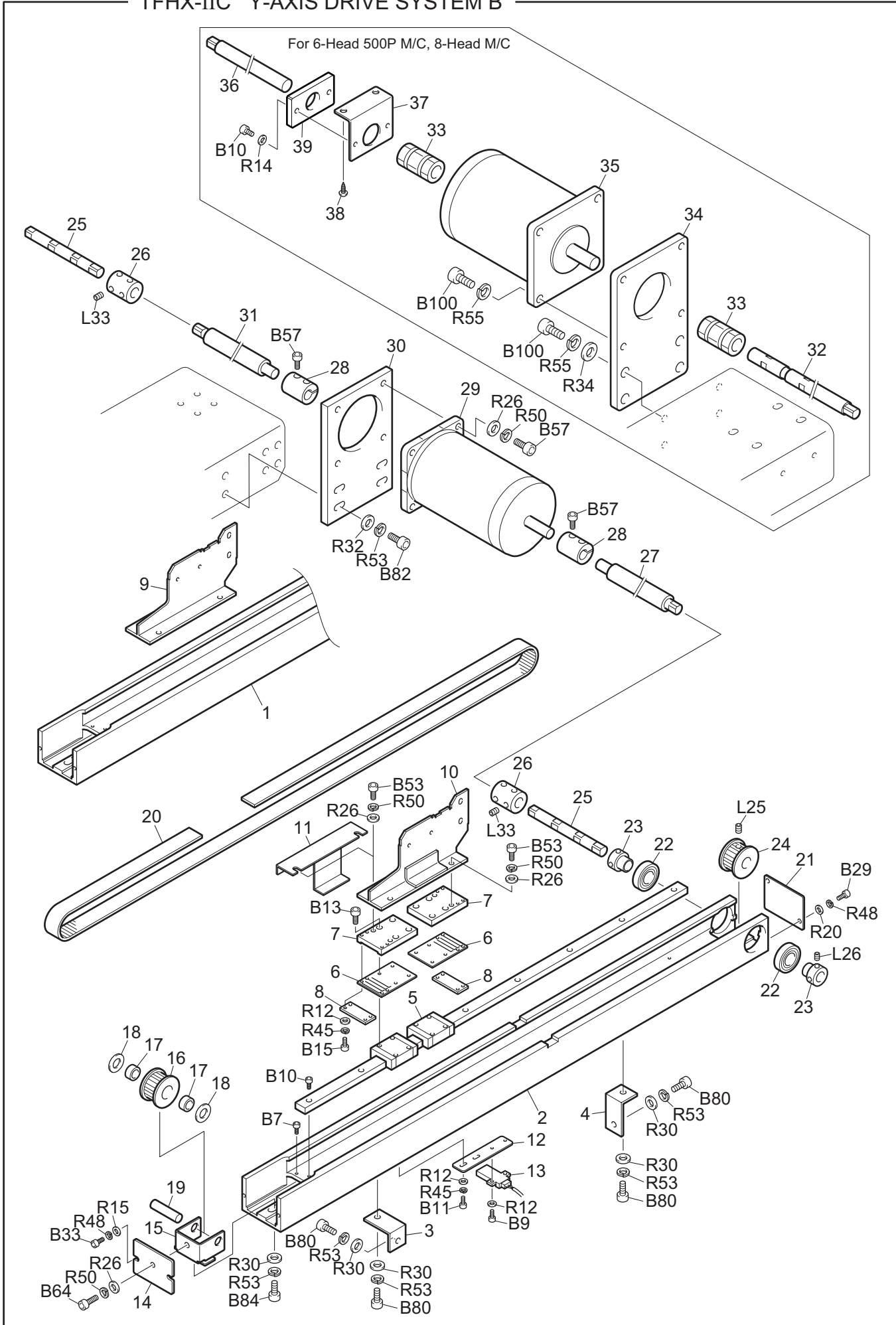
CC-13a

Ref.No.	Description	Part No.	Remark
1	Y-axis Frame L	CC0706L00000	
2	Y-axis Frame R	CC0706R00000	
3	Frame Bracket A	CX08E50A0000	
4	Frame Bracket B	CX08E60A0000	
5	Traverse Linear Way	BPC2R0580267	
6	Y-axis Belt Catcher	CX0705010000	
7	Y-axis Stack Plate	CX07C0000000	
8	Z-spec. Frame Stay	CX07F4000000	
9	Y-axis Sensor Bracket	CC0766000001	
10	Y-axis Origin Adjusting Plate	CC0765000000	
11	Proximity Switch	PB001300KN00	
12	Frame Cover C	CX07H6000000	
13	Y-axis Tension Bearing Case	JE0726000000	
14	No.1 Pulley	CX0715010000	
15	Needle Bearing	BPHK10100000	
16	Washer	BPTW10200000	
17	Tension Shaft	JE0727000000	
18	E-ring	BPE700000000	
19	Y-axis Timing Belt	BPS5M15N1305	
20	Frame Cover B	CX07B8000000	
21	Ball Bearing	BP6002ZZ0000	
22	Fixing Collar	CX0712000000	
23	No.3 Pulley	CX0109020000	
24	Y-axis Shaft	CX07C2000201	For 2-Head M/C
25	Y-axis Shaft	CX07C2000401	For 4-Head 360P M/C
26	Y-axis Shaft (For Pulley)	CX07C3000000	For 4-Head 360P M/C
27	Y-axis Joint	CX07C4000000	For 4-Head 360P M/C
28	Split Joint	CX0784000000	
29	Y-axis Motor Base A	CX08420A0000	
30	Y-axis Motor Base B	CX08430A0000	
31	Pulse (Stepping) Motor	CX6404010000	
32			
33			
34			
35			
36			
37			
38			
39			
40			
41			
42			
43			
44			
45			
46			
47			
48			
49			
50			

Note: As for parts with marks # or *, please follow our instructions on Table of Contents in your parts order.

(GC09)

TFHX-IIC Y-AXIS DRIVE SYSTEM B



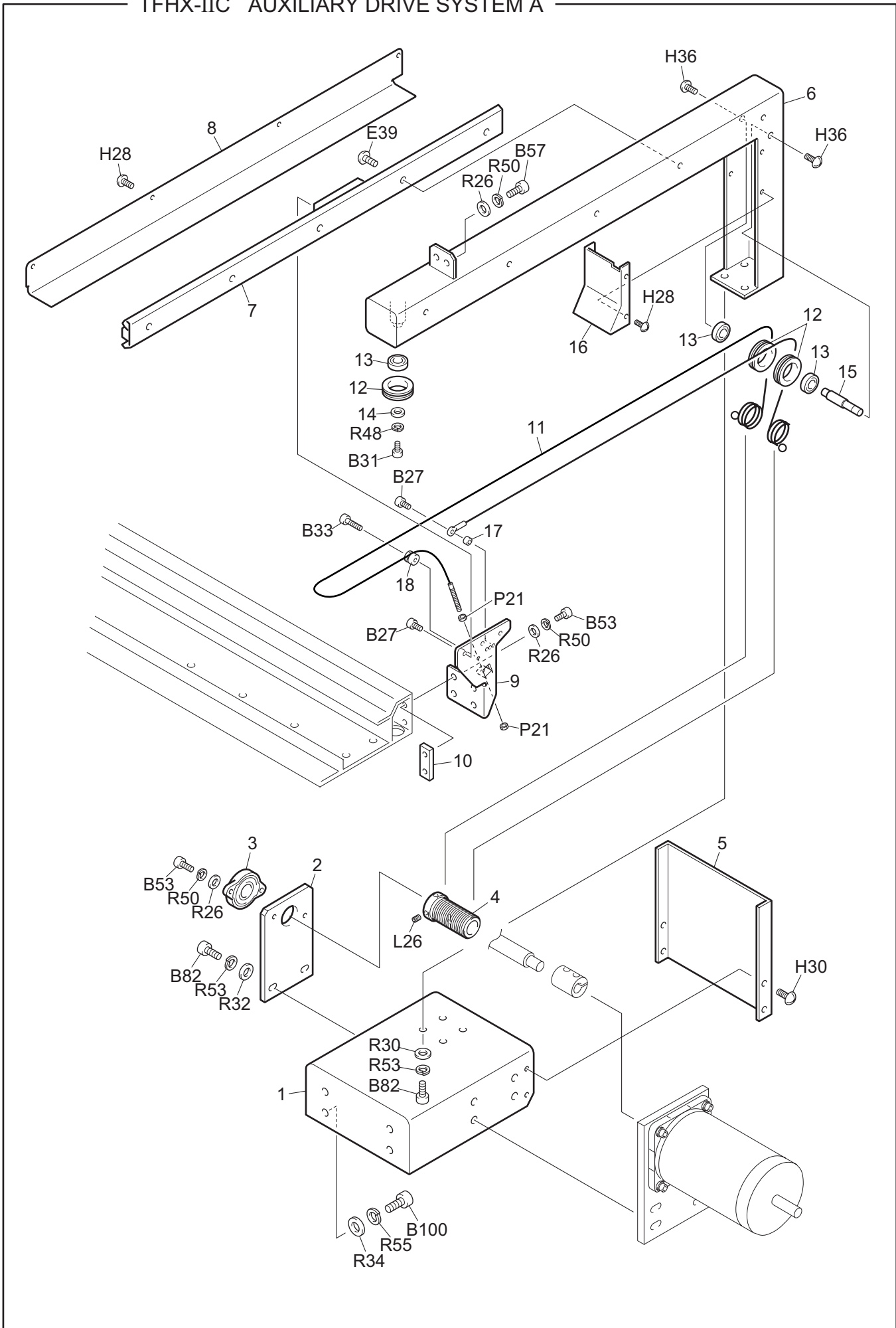
TFHX-IIC Y-AXIS DRIVE SYSTEM B

CC-13b

Ref.No.	Description	Part No.	Remark
1	Y-axis Frame L	CC0706L00000	
1	Y-axis Frame L	CC0707L00000	For 6-Head 500P M/C, 8-Head M/C
2	Y-axis Frame R	CC0706R00000	
2	Y-axis Frame R	CC0707R00000	For 6-Head 500P M/C, 8-Head M/C
3	Frame Bracket A	CX08E50A0000	
4	Frame Bracket B	CX08E60A0000	
5	Traverse Linear Way	BPS5M25N1365	For 4-Head 500P M/C, 6-Head 360-, 500P M/C, 8-Head 360P M/C
6	Y-axis Belt Catcher	CX07H7010000	
7	Y-axis Stack Plate	CX07H8010000	
8	Y-axis Belt Presser	CX07D6000000	
9	Z-spec. Frame Stay L	CX07F7L00000	
10	Z-spec. Frame Stay R	CX07F7R00000	
11	Y-axis Sensor Bracket	CC0766000000	
12	Y-axis Origin Adjusting Plate	CC0765000000	
13	Proximity Switch	PB001300KN00	
14	Frame Cover C	CX07H6000000	
15	Y-axis Tension Bearing Case	JE0726000000	
16	No.1 Pulley	CX07H4010000	
17	Needle Bearing	BPHK10100000	
18	Washer	BPTW10200000	
19	Tension Shaft	JE0728000000	
20	Y-axis Timing Belt	BP025MA50261	
21	Frame Cover B	CX07B8000000	
22	Ball Bearing	BP6002ZZ0000	
23	Fixing Collar	CX0712000000	
24	No.3 Pulley	CX07H3010000	
25	Y-axis Shaft (For Pulley)	CX07C3000000	
26	Y-axis Joint	CX07C4000000	
27	Y-axis Shaft R	CX07H2R0****	
28	Split Joint	CX0784000000	
29	Pulse (Stepping) Motor	CX6404010000	
30	Y-axis Motor Plate	CX07G6000000	
31	Y-axis Shaft L	CX07M800****	
32	Y-axis Shaft R	JE0707R1****	
33	N-Coupling	BPN150150000	
34	Y-axis Motor Plate	JE0706010000	
35	Pulse (Stepping) Motor	DX6402010000	
36	Y-axis Shaft L	JE0707L1****	
37	Shaft Vibration Stopper A	CC0855000000	
38	Round Head Wood Screw	ZZ410420CC00	4.5P*20
39	Shaft Vibration Stopper B	CC0856000000	
40			
41			
42			
43			
44			
45			
46			
47			
48			

Note: As for parts with marks # or *, please follow our instructions on Table of Contents in your parts order.

(GC09)

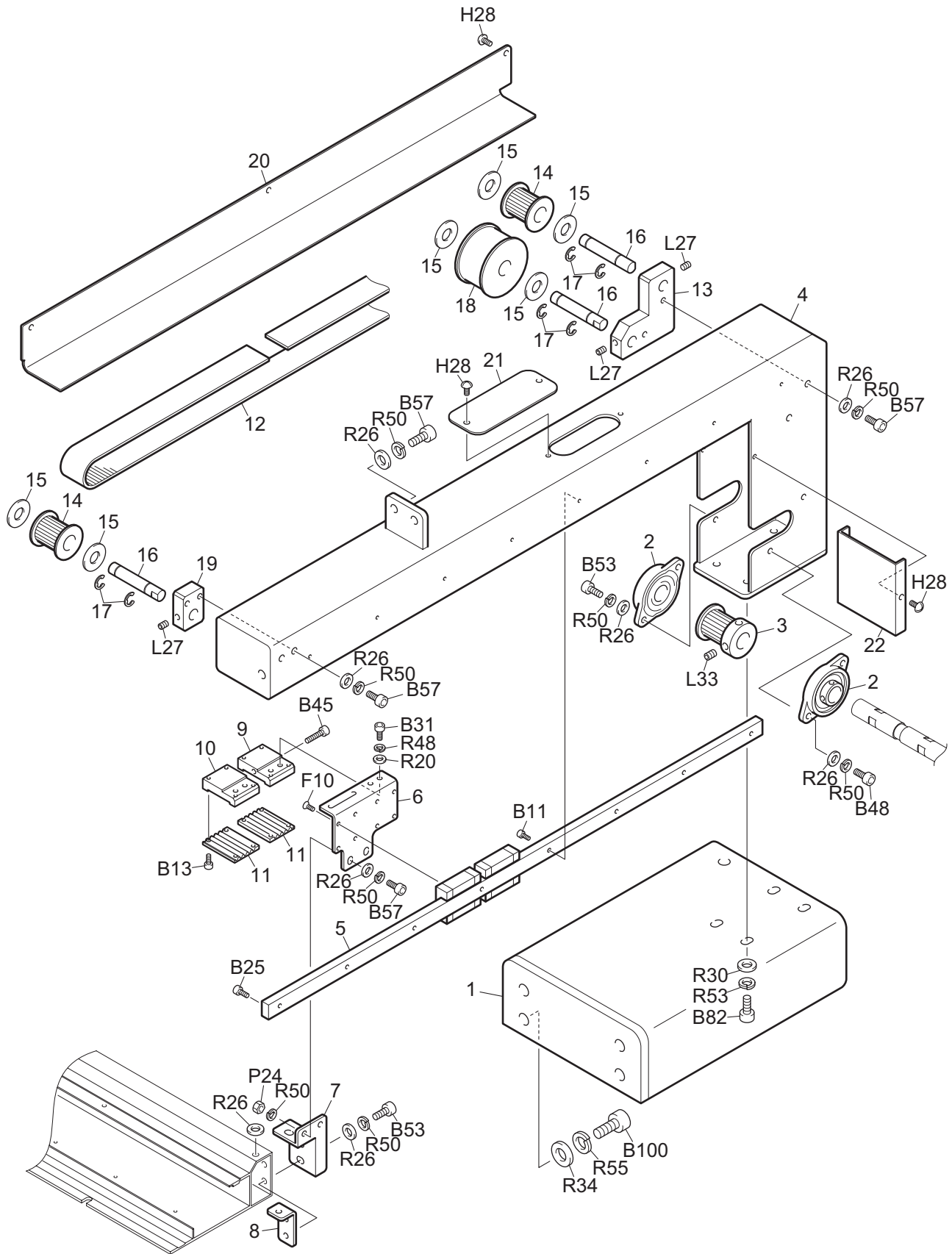


TFHX-IIC AUXILIARY DRIVE SYSTEM A

CC-14a

Ref.No.	Description	Part No.	Remark
1	Base	CX08J6000000	
2	Bearing Case Plate A	CX07G5000000	
3	Bearing Unit	BPUFL0020000	
4	Wire-drive Pulley	CX07M6000000	
5	Base Cover	CX07G8000000	
6	Auxiliary Drive Base	CX07H0010000	
7	Slide Rail	BP330LMM2200	
8	Slide Rail Cover	CX07M5000000	
9	Connector	CX07M3000000	
10	Stopper Plate	CX07D7000601	
11	Auxiliary Drive Wire	CX07M7000000	
12	Wire Pulley	CX07E1000601	
13	Bearing	BP0608ZZ0000	
14	Bearing Washer	CX07D5000601	
15	Pulley Shaft	CX07G0000000	
16	Wire Cover	CX07G3000000	
17	Wire Spacer	CX07M2000000	
18	Corner	CX07M1000000	
19			
20			
21			
22			
23			
24			
25			
26			
27			
28			
29			
30			
31			
32			
33			
34			
35			
36			
37			
38			
39			
40			
41			
42			
43			
44			
45			
46			
47			
48			
49			
50			

Note: As for parts with marks # or *, please follow our instructions on Table of Contents in your parts order.



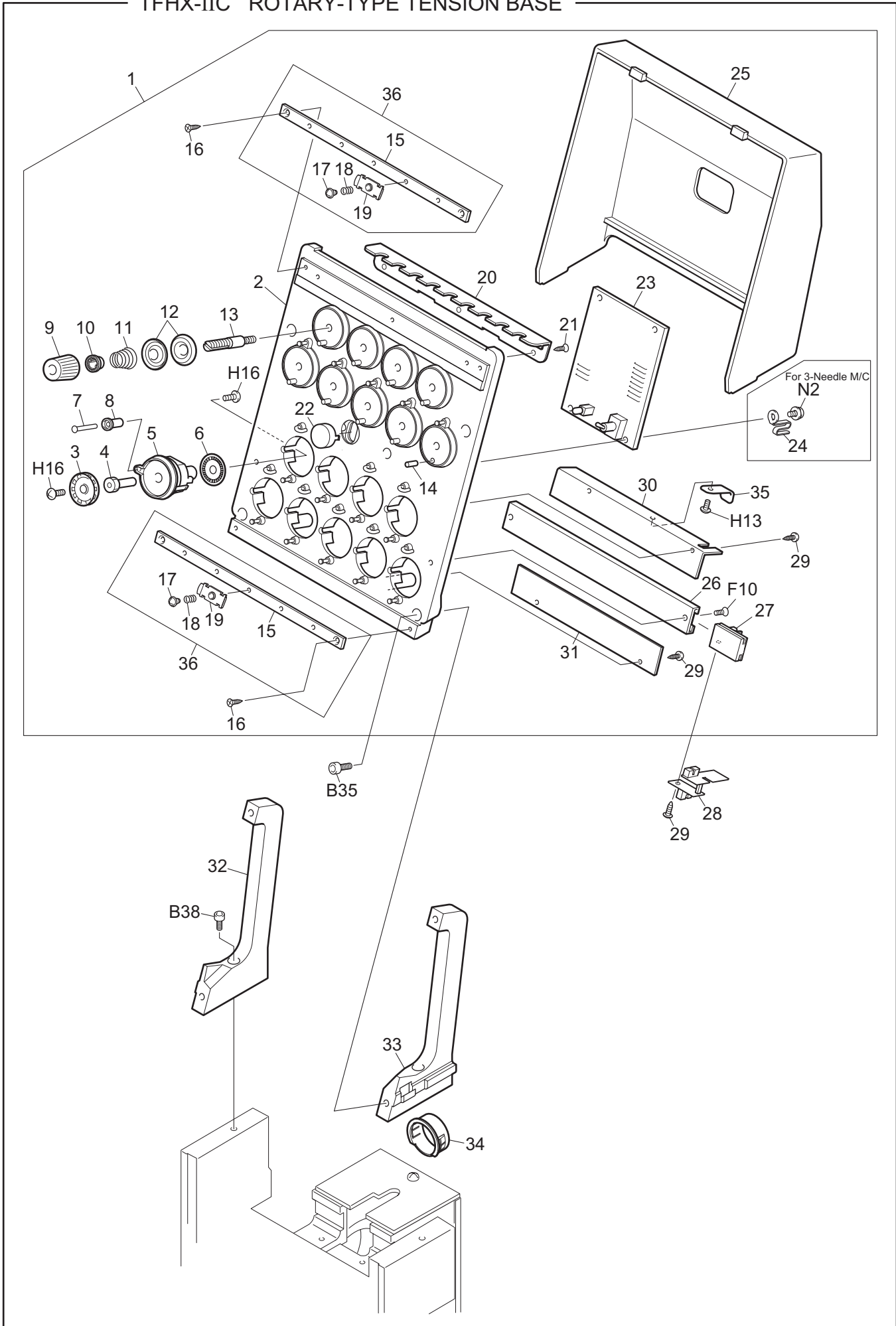
TFHX-IIC AUXILIARY DRIVE SYSTEM B

CC-14b

Ref.No.	Description	Part No.	Remark
1	Base	CC0708000000	
2	Bearing Unit	BPUFL0020000	
3	Auxiliary Drive Pulley	JE0713000000	
4	Auxiliary Drive Base	CC0709000000	
5	Traverse Linear Way	BPLWL15C2R24	
6	Auxiliary Drive Stay	JE0711000000	
7	Connector	JE0710000000	
8	Stopper Plate	JE0718000000	
9	Auxiliary Drive Stack Plate A	JE0720000000	
10	Auxiliary Drive Stack Plate B	JE0721000000	
11	Belt Catcher Plate	JE0719000000	
12	Timing Belt	BPS5M25N1580	
13	Shaft Holder Bracket A	JE0716000000	
14	No.1 Pulley	CX07H4010000	
15	Washer	BPTW102000000	
16	Pulley Shaft	JE0714000000	
17	E-ring	BPE7000000000	
18	Idler Pulley	JE0715000000	
19	Shaft Holder Bracket B	JE0717000000	
20	Slide Rail Cover	CC0722000000	
21	Base Lid	JE0723000000	
22	Belt Cover	CC0712000000	
23			
24			
25			
26			
27			
28			
29			
30			
31			
32			
33			
34			
35			
36			
37			
38			
39			
40			
41			
42			
43			
44			
45			
46			
47			
48			
49			
50			

Note: As for parts with marks # or *, please follow our instructions on Table of Contents in your parts order.

(GC09)



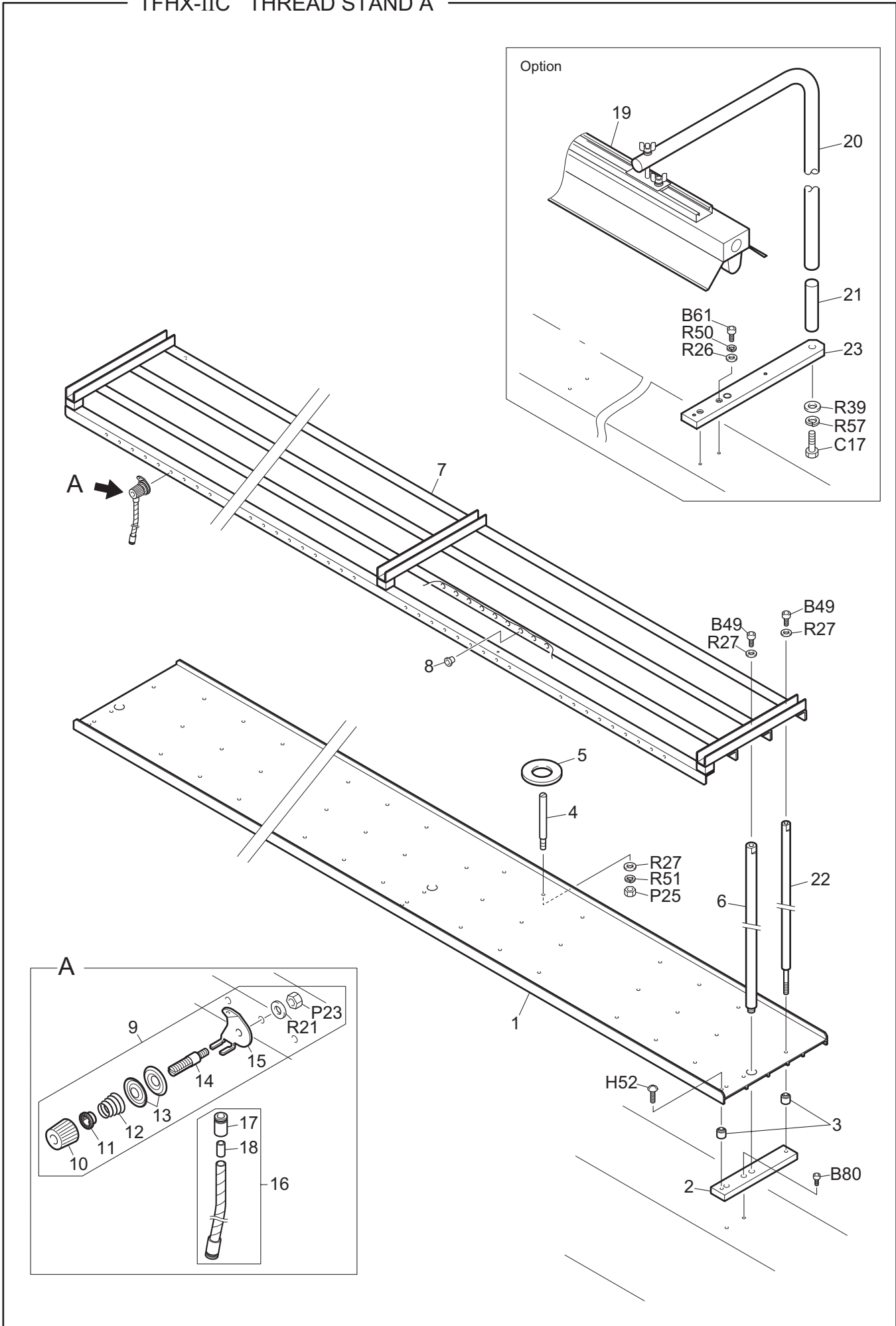
TFHX-IIC ROTARY-TYPE TENSION BASE

CC-15

Ref.No.	Description	Part No.	Remark
1	Rotary-type Tension Base Set	UN230121####	
2	Tension Base	FN091903####	
3	Rotary Tension Disk	FN0901010000	
4	Slit Disk Shaft	FN0904020000	
5	Rotary Base	FN0916010000	
6	Rotary Disk Slit Plate	FG7210000000	
7	Thread Guide Pin B	FN0906000000	
8	Guide Pin Roller	FN0907000000	
9	First Tension Thread Spring Screw	FN0922000000	
10	Spring Hook	EF0910000000	
11	First Tension Spring	LG0960010000	
12	First Tension Disk	FN0921000000	
13	First Tension Stud	FN0903000000	
14	Thread Guide Pin A	FN0905000000	
15	Thread Guide Plate	FN091501####	
16	Truss Head Tapping Screw	ZZ110310SD00	3P*10
17	Nickel-plated Screw	BPSH3X4X2000	
18	Thread Presser Spring	EC0908000000	
19	Thread Presser	EC0909010000	
20	Upper Thread Guide	FN090902####	
21	Truss Head Tapping Screw	ZZ110308SD00	3P*8
22	Tension Base Lamp Cover	ED0K17000000	
23	Tension Base Card (PC Board)	RX7201000000	
24	Coated Clip	644500150000	For 3-Needle M/C
25	Tension Base Cover	NK090100####	
26	Thread Breakage Sensor Rail	FN091000####	
27	Thread Breakage Sensor Base	FN0911000000	
28	TC Sensor Card	FG7204010000	
29	Truss Head Tapping Screw	ZZ010306SD00	3P*6
30	Disk Guard: A	0C125001*012	For 6-, 9-, 12- 15-Needle M/C
31	Slit Disk Guard B	FN091300####	
32	Tension Base Support L: [S]	0C411001LS03	
33	Tension Base Support R	FN0917R00000	
33	Tension Base Support R	FN0926R00000	For 3-Needle M/C
34	Harness Guard Bushing	MX0833010000	
35	Plate Spring: t0.3	507803050001	For 6-, 9-, 12- 15-Needle M/C
36	Thread Guide Plate Set	UN230B00####	
37			
38			
39			
40			
41			
42			
43			
44			
45			
46			
47			
48			
49			

Note: As for parts with marks # or *, please follow our instructions on Table of Contents in your parts order.

(GC09)

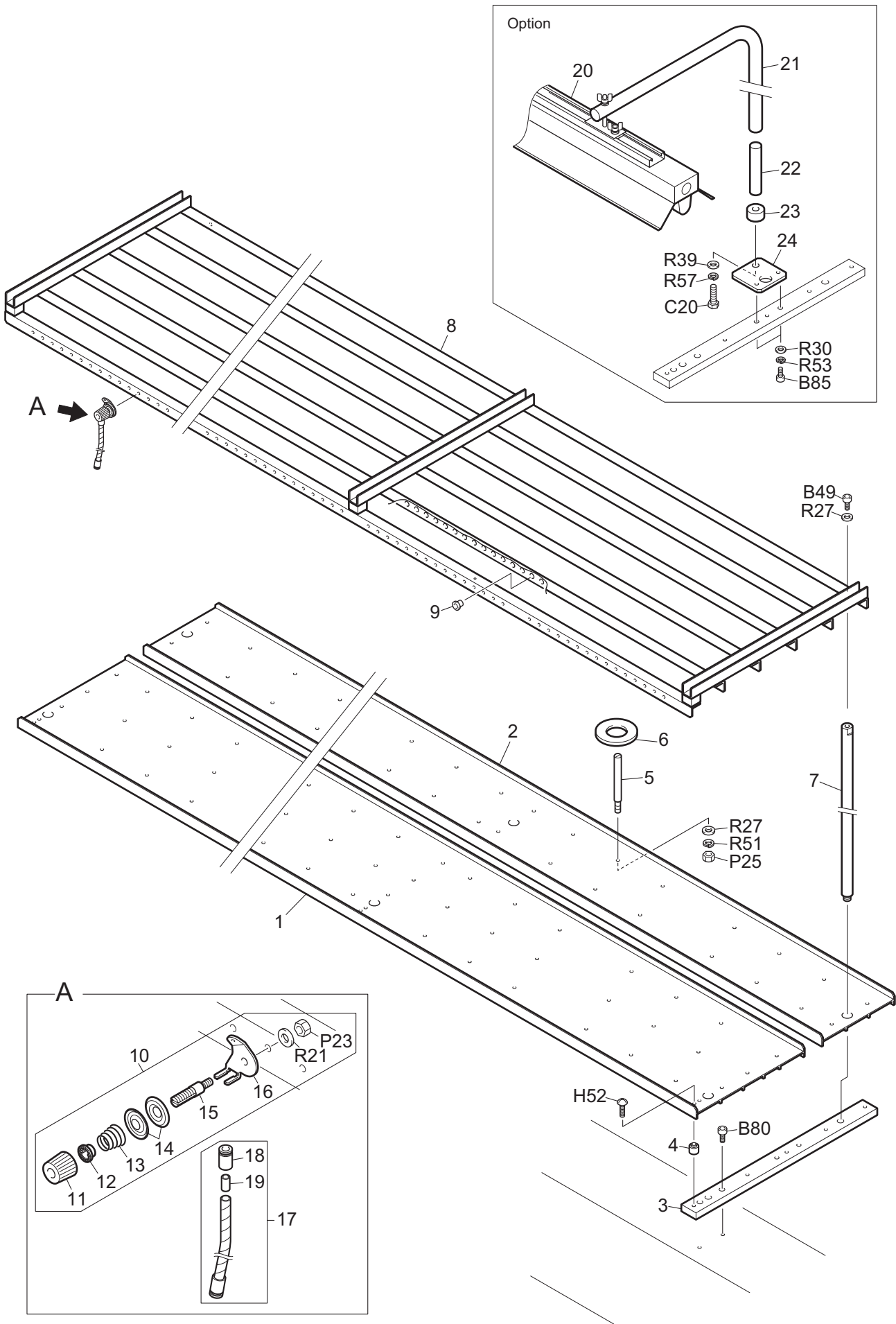


TFHX-IIC THREAD STAND A

CC-16a

Ref.No.	Description	Part No.	Remark
1	Thread Stand Plate	CC0841000000	
2	Thread Stand Plate Base	CC0840000000	
3	Thread Stand Plate Spacer	ED0849000000	
4	Thread Stand Stud	EF0939010000	
5	Thread Stand Felt	EF0940000000	
6	Thread Stand Shaft	CC0842000000	
6	Thread Stand Shaft A	ED0L08000000	For 6-Head 500P M/C, 8-Head 360P M/C
7	Thread Course	CC084401****	
8	Thread Guide A	EF0942A00000	White
8	Thread Guide B	EF0942B00000	Red
9	No.1 Tension Set	UN150501C000	
10	No.1 Thread Tension Spring Screw	FN0922000000	
11	Spring Hook	EF0910000000	
12	No.1 Tension Spring	LG0960010000	
13	No.1 Tension Disk	LG0920010000	
14	No.1 Tension Stud	FN0903000000	
15	No.1 Tension Thread Course	ED0L14020000	
16	Spiral Tube	EC0906000003	
17	Tube Joint	ED0L11000000	
18	Tube Presser Pipe	ED0L12000000	
19	Fluorescent Lamp	CX740100****	
20	Fluorescent Lamp Stand Pipe	CX7402000000	
21	Fluorescent Lamp Pipe Support	EF0813000000	
22	Auxiliary Shaft	CC0843000000	
22	Auxiliary Shaft	JX0860000000	For 6-Head 500P M/C, 8-Head 360P M/C
23	Thread Stand Plate Base	CC0840C00000	
24			
25			
26			
27			
28			
29			
30			
31			
32			
33			
34			
35			
36			
37			
38			
39			
40			
41			
42			
43			
44			
45			
46			
47			

Note: As for parts with marks # or *, please follow our instructions on Table of Contents in your parts order.

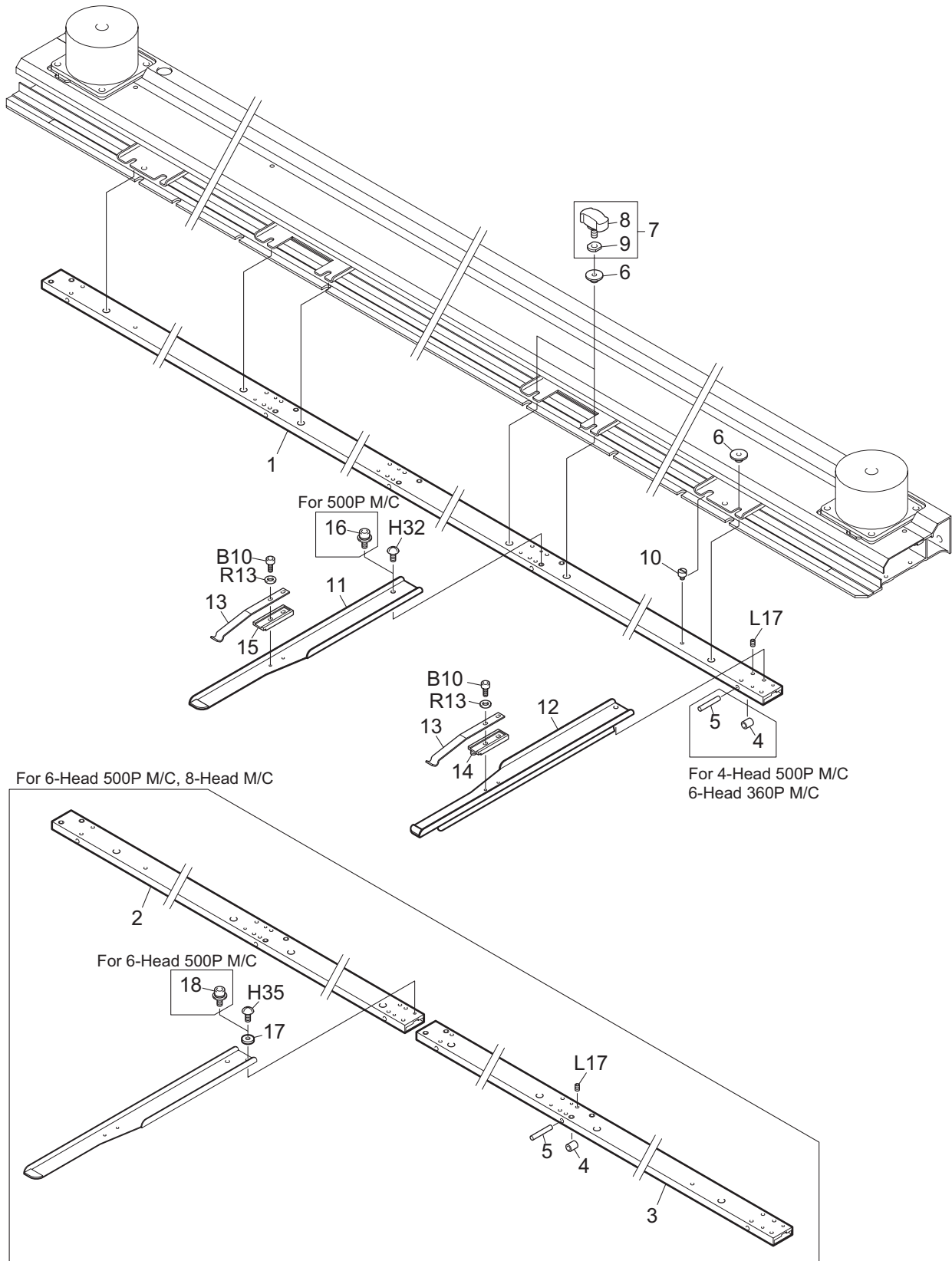


TFHX-IIC THREAD STAND B (FOR 15-NEEDLE M/C)

CC-16b

Ref.No.	Description	Part No.	Remark
1	Thread Stand Plate, Front	CC0841A0****	
2	Thread Stand Plate, Rear	CC0841B0****	
3	Thread Stand Plate Base	CC0840B00000	
4	Thread Stand Plate Spacer	ED0849000000	
5	Thread Stand Stud	EF0939010000	
6	Thread Stand Felt	EF0940000000	
7	Thread Stand Shaft	CC0842000000	
7	Thread Stand Shaft	ED0L08000000	For 6-Head 500P M/C, 8-Head M/C
8	Thread Course	CC084401****	
9	Thread Guide A	EF0942A00000	White
9	Thread Guide B	EF0942B00000	Red
10	No.1 Tension Set	UN150501C000	
11	No.1 Thread Tension Spring Screw	FN0922000000	
12	Spring Hook	EF0910000000	
13	No.1 Tension Spring	LG0960010000	
14	No.1 Tension Disk	LG0920010000	
15	No.1 Tension Stud	FN0903000000	
16	No.1 Tension Thread Course	ED0L14020000	
17	Spiral Tube	EC0906000002	
18	Tube Joint	ED0L11000000	
19	Tube Presser Pipe	ED0L12000000	
20	Fluorescent Lamp	CX740100****	
21	Fluorescent Lamp Stand Pipe	CX7402000000	
22	Fluorescent Lamp Pipe Support	EF0813000000	
23	Fluorescent Lamp Attaching Collar	CX08N7000000	
24	Fluorescent Lamp Attaching Base	CX08N6000000	
25			
26			
27			
28			
29			
30			
31			
32			
33			
34			
35			
36			
37			
38			
39			
40			
41			
42			
43			
44			
45			
46			
47			
48			

Note: As for parts with marks # or *, please follow our instructions on Table of Contents in your parts order.



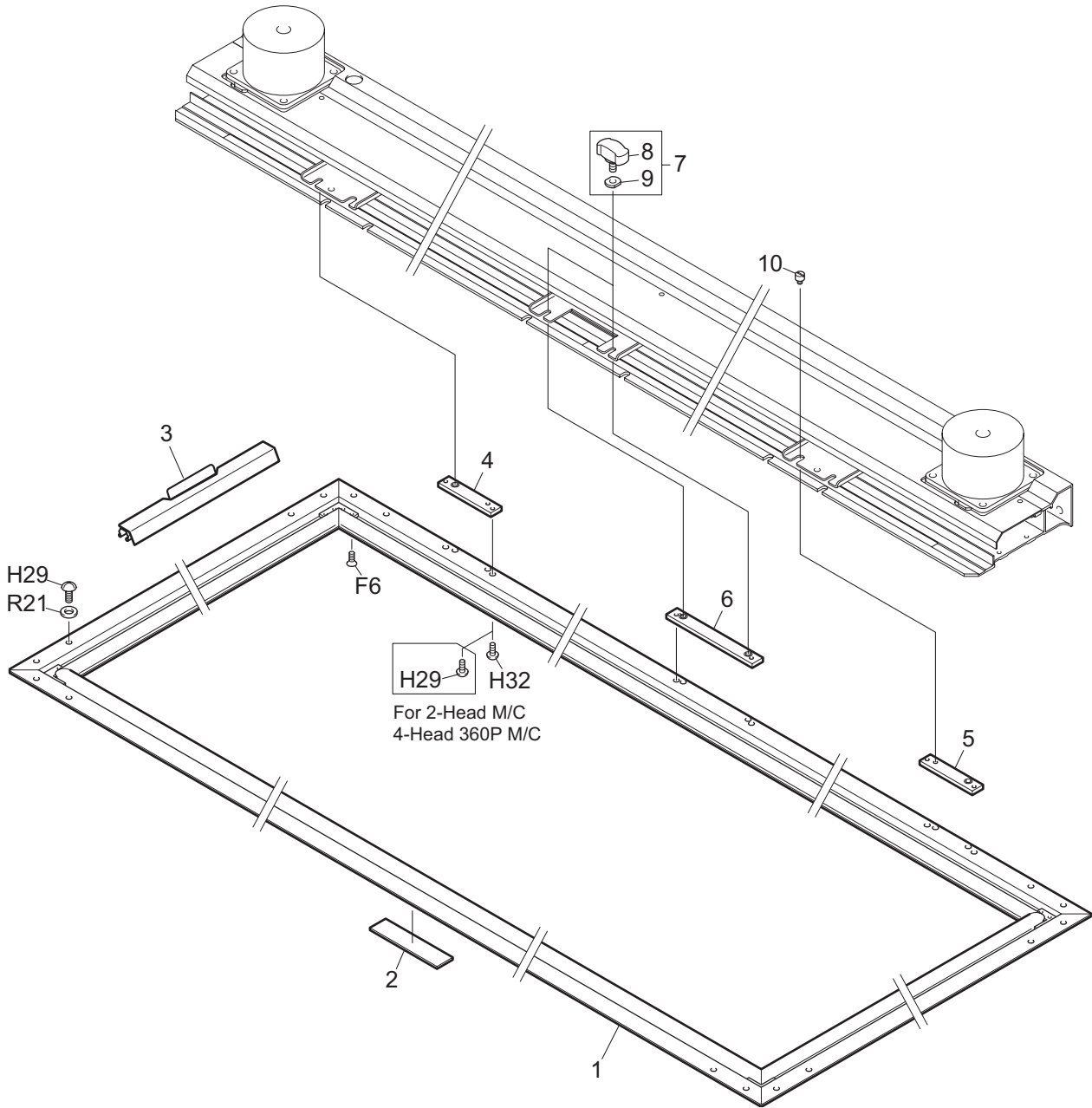
TFHX-IIC EMBROIDERY FRAME

CC-17

Ref.No.	Description	Part No.	Remark
1	Joint Member	CC030400****	For 2-Head M/C, 4-Head 500P M/C
1	Joint Member	CX039201****	For 4-Head 360P M/C
1	Joint Member	CX039201****	For 6-Head 360P M/C
2	Joint Member L	CC0304L0****	For 6-Head 500P M/C
2	Joint Member L	JE0331L0****	For 8-Head M/C
3	Joint Member R	CC0304R0****	For 6-Head 500P M/C
3	Joint Member R	JE0331R0****	For 8-Head M/C
4	Needle Bearing	BPHK0509T200	
5	Roller Pin	CX03B8010000	
6	Positioning Collar	CX0390000000	
7	Frame Set Screw B Set	WH0A10S10000	
8	Frame Set Screw B	WH0A10020000	
9	Set Screw Spacer A	WH0A12000000	
10	Positioning Pin	CX0399000000	
11	Holder Base L	CX0311L10000	
12	Holder Base R	CX0311R10000	
13	Frame Presser Spring	BF1318010000	
14	Positioning Plate A	BF1321A00000	
15	Positioning Plate B	BF1321B00000	
16	WA Socket SP Type	BPWASP0M4X8L	
17	Positioning Spacer	JE0332010000	
18	WA Socket SP Type	BPWASPM4X10L	
19			
20			
21			
22			
23			
24			
25			
26			
27			
28			
29			
30			
31			
32			
33			
34			
35			
36			
37			
38			
39			
40			
41			
42			
43			
44			
45			
46			

Note: As for parts with marks # or *, please follow our instructions on Table of Contents in your parts order.

(GC09)



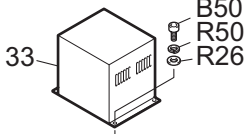
TFHX-IIC BORDER FRAME (OPTION)

CC-18

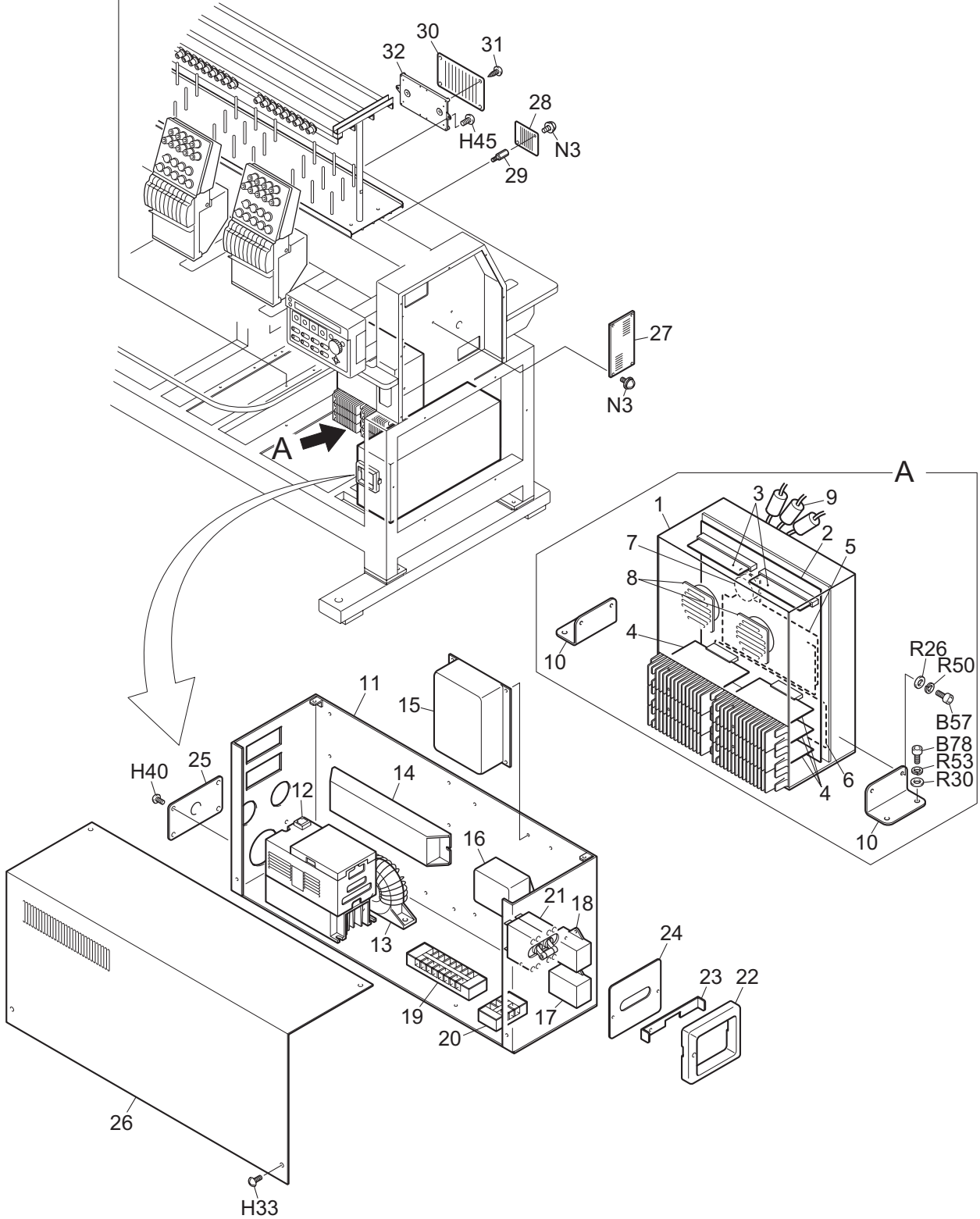
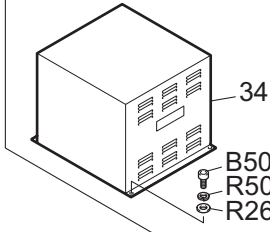
Ref.No.	Description	Part No.	Remark
1	Border Frame	CC030100****	For 500P M/C
1	Border Frame	CX03C000****	For 4-Head 360P M/C
1	Border Frame	CX039800****	For 6-Head 360P M/C
1	Border Frame	JE031100****	For 8-Head M/C
2	Border Frame Felt	CX0386000000	
3	Border Frame Clip	MX0320G1****	
4	Border Frame Spacer AL	CX0395L00000	
4	Border Frame Spacer AL	CC0302000000	For 500P M/C
5	Border Frame Spacer AR	CX0395R00000	
6	Border Frame Spacer C	CX03B4000000	
6	Border Frame Spacer C	CC0303000000	For 500P M/C
7	Frame Set Screw B Set	WH0A10S10000	
8	Frame Set Screw B	WH0A10020000	
9	Set Screw Spacer A	WH0A12000000	
10	Positioning Pin	CX0399000000	
11			
12			
13			
14			
15			
16			
17			
18			
19			
20			
21			
22			
23			
24			
25			
26			
27			
28			
29			
30			
31			
32			
33			
34			
35			
36			
37			
38			
39			
40			
41			
42			
43			
44			
45			

Note: As for parts with marks # or *, please follow our instructions on Table of Contents in your parts order.

For 200V to 240V Spec. M/C



For 350V to 440V Spec. M/C



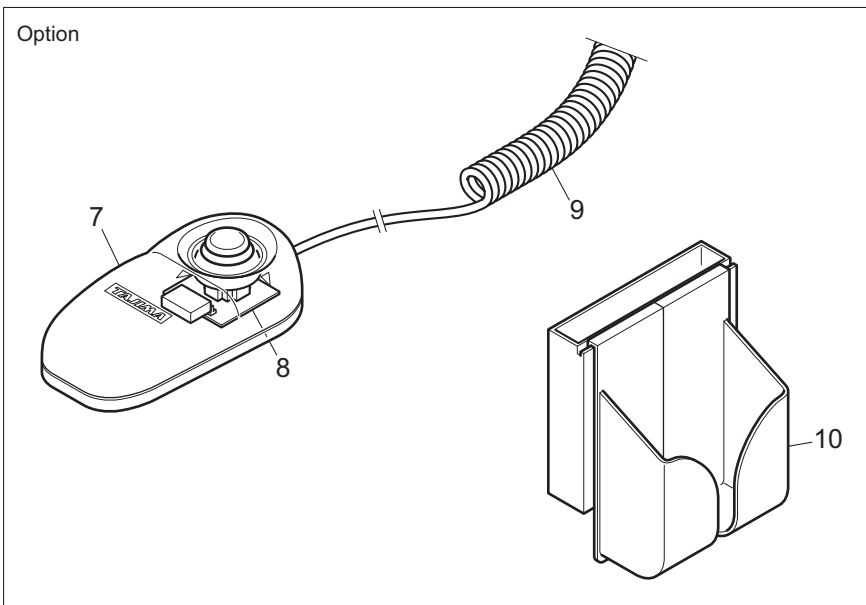
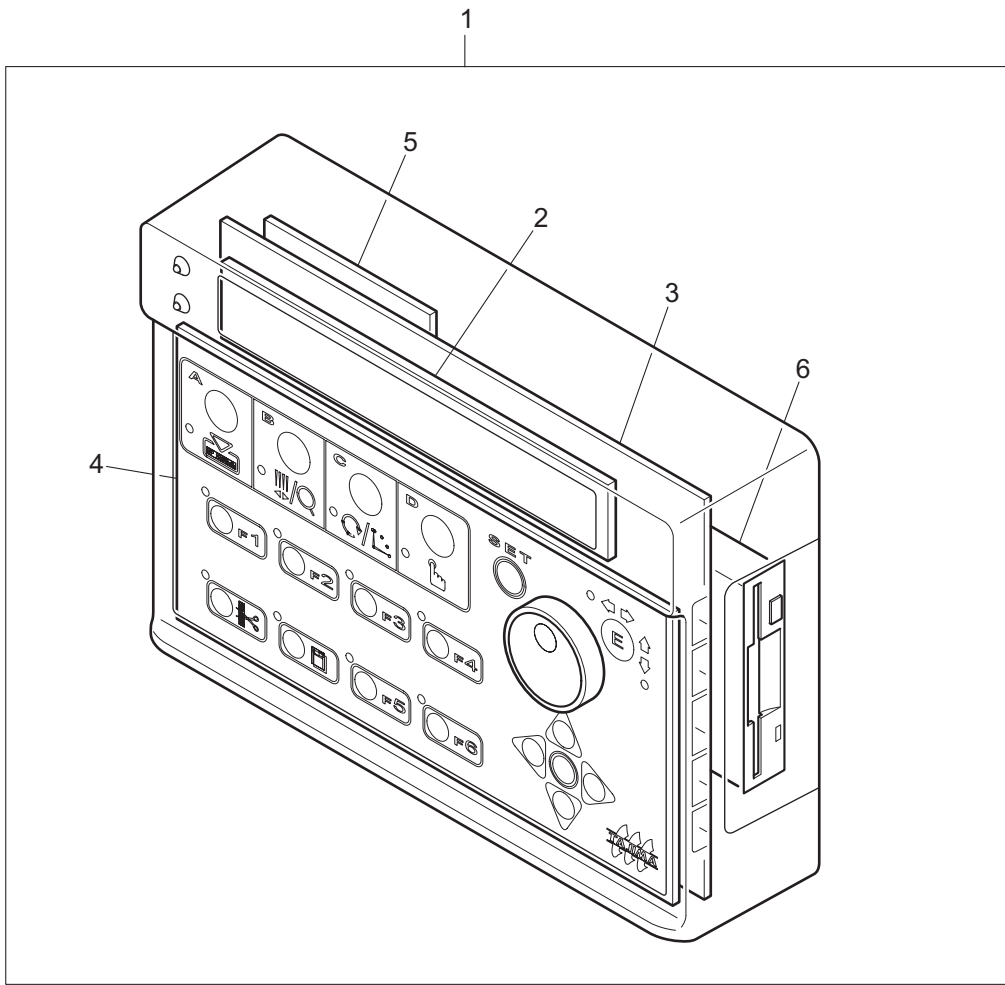
TFHX-IIC ELECTRICAL PARTS

CC-19

Ref.No.	Description	Part No.	Remark
1	Power Supply Driver Box	JX5600020000	
2	Mother Board	JX5603000000	
3	Driver CPU Card	JX5602020000	
4	Driver Card (PC Board)	HX5602A10000	
5	5V Power Supply	PB0032A1PW00	
6	24V Power Supply	PB0025A1PW00	
7	Fan	PB001100BF00	
8	Fan	PB001800BF00	
9	Clamp Filter	PB000500FM00	
10	Power Supply Box Stand	HX0811020000	
11	Electrical Component Parts Base	CX08J2100000	
12	Inverter	PB0003C1AD00	For 2-Head M/C
12	Inverter	PB0003B1AD00	For 4-Head M/C, 6-Head 360P M/C
12	Inverter	PB0003A1AD00	For 6-Head 500P M/C, 8-Head M/C
13	Line Noise Filter	PB0015A0FM00	For 3-phase Spec. M/C
14	Brake Resistor	PB001600RA00	
15	Noise Filter	PB000900FM00	For 3-phase Spec. M/C
16	Noise Filter	PB000800FM00	For Single-phase Spec. M/C
17	Surge Protector	PB001500RS00	
18	Surge Protector	PB001400RS00	For 3-phase Spec. M/C
19	Terminal Base	PB001400TB00	
20	Terminal Base	PB001500TB00	
21	Circuit Protector	PB002800KA00	For 3-phase Spec. M/C
21	Circuit Protector	PB002700KA00	For Single-phase Spec. M/C
22	Switch Guard	CX08J1510000	
23	Breaker Lock	CX08J1700000	For 3-phase Spec. M/C
23	Breaker Lock	CX08J1820000	For Single-phase Spec. M/C
24	Switch Guard Plate	CX08J2400000	For 3-phase Spec. M/C
24	Switch Guard Plate	CX08J2300000	For Single-phase Spec. M/C
25	Harness Holder	JX0809000000	
26	Electrical Parts Cover	CX08J2200000	
27	Joint Card (PC Board)	EC6103A00000	
28	I/F Card A	HX6102030000	
29	Card Stud	CX0853010000	
30	Head Card	JX6101010000	
31	Truss Head Tapping Screw	ZZ010308SD00	3P*8
32	Card Attaching Base	CL0896000000	
33	Fluorescent Lamp Transformer Unit	PA6012010000	For 220 - 240V Spec. M/C with Fluorescent Lamp
34	Separate Transformer UnitX8	PA6016010000	For 2-Head M/C, 4-Head M/C
34	Separate Transformer UnitX9	PA6018020000	For 6-Head M/C, 8-Head M/C
35			
36			
37			
38			
39			
40			
41			
42			
43			
44			

Note: As for parts with marks # or *, please follow our instructions on Table of Contents in your parts order.

(GC09)



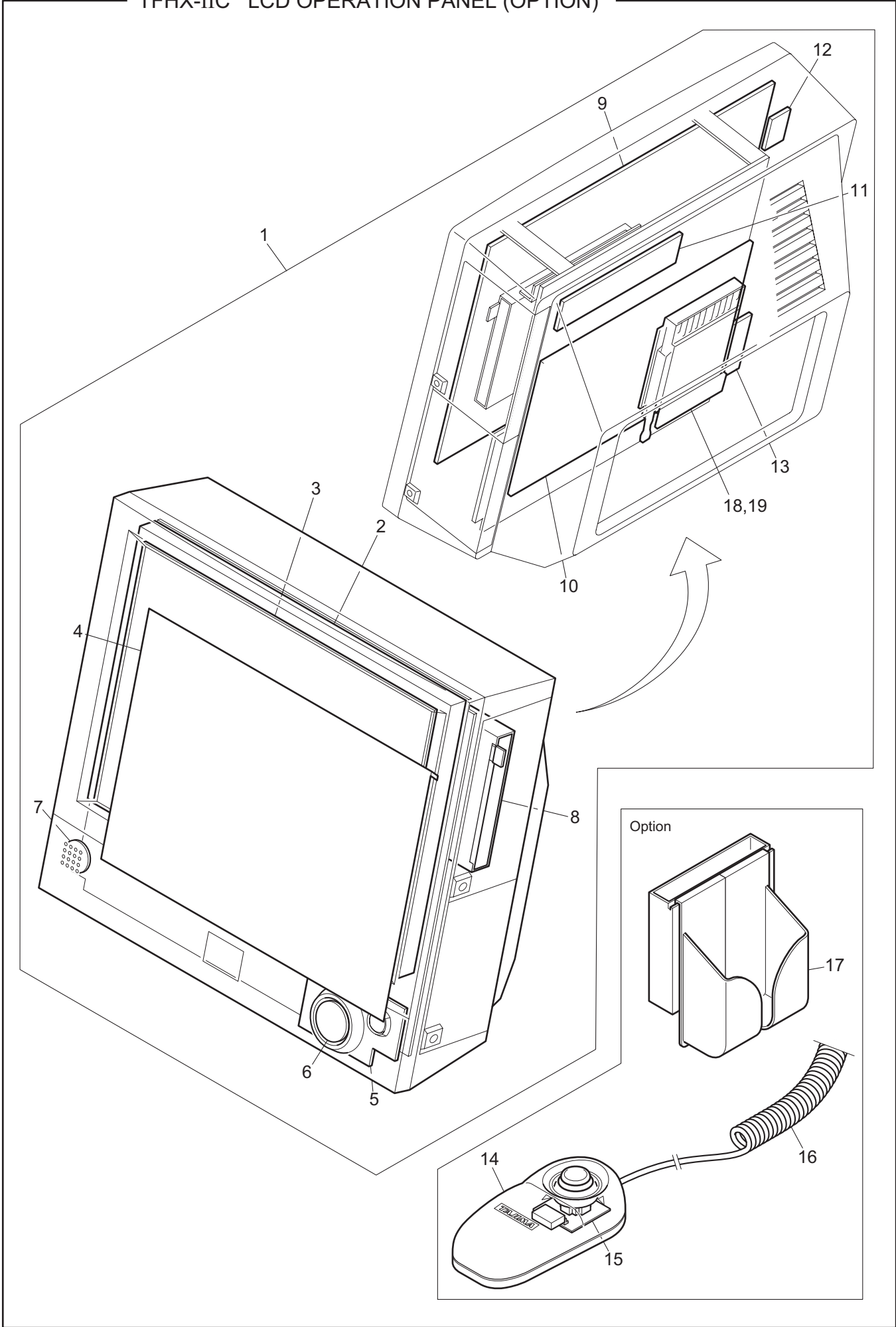
TFHX-IIC CONTROLLER

CC-20

Ref.No.	Description	Part No.	Remark
1	Controller	BH5100A00000	
2	FIP (Indicator Assembly)	PB001100LP00	
3	CPU-D Card	MX5101B90000	
4	Switch Card	MX5102000000	
5	Memory-B Card	JX5101000000	
6	Floppy Disk Drive	PB001000RE00	
7	Jog Remote-controller	RX5101000000	
8	Jog Remote-controller Card	RX5102000000	
9	Jog Remote-controller Harness	RX5103000000	
10	Jog Remote-controller Pocket	PB0001A0NB00	
11			
12			
13			
14			
15			
16			
17			
18			
19			
20			
21			
22			
23			
24			
25			
26			
27			
28			
29			
30			
31			
32			
33			
34			
35			
36			
37			
38			
39			
40			
41			
42			
43			
44			
45			
46			
47			
48			
49			
50			

Note: As for parts with marks # or *, please follow our instructions on Table of Contents in your parts order.

(GC09)



TFHX-IIC LCD OPERATION PANEL (OPTION)

CC-21

Ref.No.	Description	Part No.	Remark
1	Controller	0J0202800011	
2	12.1-inch TFT Color LCD	PB001800LP00	
3	12.1-inch Touch Panel	RX5105000000	
4	12.1-inch Touch Panel Protection Sheet	RX5110000000	
5	Frame Travel Switch Card	RX5107000000	
6	Switch Lever	RX0810000000	
7	Speaker	RX5106000000	
8	Floppy Disk Drive	PB001100RE00	
9	CPU-E Card	RX51111A00000	
10	RISC Card	RX5104000000	
11	Backlight Inverter	PB001900LP00	
12	Touch Panel Cable Extension Card	RX5108000000	
13	Regulator Card	RX5109000000	
14	Jog Remote-controller	RX5101000000	
15	Jog Remote-controller Card	RX5102000000	
16	Jog Remote-controller Harness	RX5103000000	
17	Jog Remote-controller Pocket	PB0001A0NB00	
18	Compact Flash	646600010000	
19	Compact Flash Adapter	646600020000	
20			
21			
22			
23			
24			
25			
26			
27			
28			
29			
30			
31			
32			
33			
34			
35			
36			
37			
38			
39			
40			
41			
42			
43			
44			
45			
46			
47			
48			
49			
50			

Note: As for parts with marks # or *, please follow our instructions on Table of Contents in your parts order.

No.	Part No.	Remark	No.	Part No.	Remark
A	Flat Fillister Head Screw		B18	SS6203160TN0	M3*16
A1	SM15015435CN	1/8*44*3.5	B19	SS6203180TN0	M3*18
A2	SM15015450CN	1/8*44*5	B20	SS6203200TD0	M3*20
A3	SM15015455CN	1/8*44*5.5	B21	SS6203200TN0	M3*20
A4	SM15015460CN	1/8*44*6	B22	SS6203250TN0	M3*25
A5	SM16515530CN	9/64*40*3	B23	SS6203300TN1	M3*30
A6	SM14020540CN	9/64*40*4	B24	SS6204050TD0	M4*5
A7	SM16516540SA	9/64*40*4	B25	SS6204050TN0	M4*5
A8	SM17010540CN	9/64*40*4	B26	SS6204050TD0	M4*6
A9	SM1E515550CN	9/64*40*5	B27	SS6204060TN0	M4*6
A10	SM14020560CN	9/64*40*6	B28	SS6204080TD0	M4*8
A11	SM15525560CN	9/64*40*6	B29	SS6204080TN0	M4*8
A12	SM15526570CN	9/64*40*7	B30	SS6204100TD0	M4*10
A13	SM15020580CN	9/64*40*8	B31	SS6204100TN0	M4*10
A14	SM15530580CN	9/64*40*8	B32	SS6204120TD0	M4*12
A15	SM16025580CN	9/64*40*8	B33	SS6204120TN0	M4*12
A16	SM150205A0CN	9/64*40*10	B34	SS6204150TD0	M4*15
A17	SM150205C0CN	9/64*40*12	B35	SS6204150TN0	M4*15
A18	SM150205F0CN	9/64*40*15	B36	SS6204180TN0	M4*18
A19	SM15422643TN	11/64*40*4.3	B37	SS6204200TD0	M4*20
A20	SM17017670CN	11/64*40*7	B38	SS6204200TN0	M4*20
A21	SM1C035675CN	11/64*40*7.5	B39	SS6204250TN0	M4*25
A22	SM10825690SH	11/64*40*9	B40	SS6204250TN1	M4*25
A23	SM146266B5CN	11/64*40*11.5	B41	SS6204300TN0	M4*30
A24	SM172316C0CN	11/64*40*12	B42	SS6204350TD0	M4*35
A25	SS6003080SC0	M3*8	B43	SS6204350TN0	M4*35
A26	SS6003080SD0	M3*8	B44	SS6204400TN0	M4*40
A27	SS6003100CC0	M3*10	B45	SS6204450TN0	M4*45
A28	SS6004100SC0	M4*10	B46	SS6205060TN0	M5*6
			B47	SS6205080TD0	M5*8
			B48	SS6205080TN0	M5*8
			B49	SS6205100TD0	M5*10
B	Hexagon Socket Head Cap Screw		B50	SS6205100TN0	M5*10
B1	SS6202080TD0	M2*8	B51	SS6205100TP0	M5*10
B2	SS6202100TD0	M2*10	B52	SS6205120TD0	M5*12
B3	SS6276050TN0	M2.6*5	B53	SS6205120TN0	M5*12
B4	SS6203030TN0	M3*3	B54	SS6205140TN0	M5*14
B5	SS6203040TN0	M3*4	B55	SS6205150MZ0	M5*15
B6	SS6203050TD0	M3*5	B56	SS6205150TD0	M5*15
B7	SS6203050TN0	M3*5	B57	SS6205150TN0	M5*15
B8	SS6203060TD0	M3*6	B58	SS6205160TN0	M5*16
B9	SS6203060TN0	M3*6	B59	SS6205180TN0	M5*18
B10	SS6203080TD0	M3*8	B60	SS6205200TD0	M5*20
B11	SS6203080TN0	M3*8	B61	SS6205200TN0	M5*20
B12	SS6203100TD0	M3*10	B62	SS6205220TN0	M5*22
B13	SS6203100TN0	M3*10	B63	SS6205230TN0	M5*23
B14	SS6203120TD0	M3*12	B64	SS6205250TN0	M5*25
B15	SS6203120TN0	M3*12	B65	SS6205300TN0	M5*30
B16	SS6203150TD0	M3*15	B66	SS6205350TD0	M5*25
B17	SS6203150TN0	M3*15	B67	SS6205350TN0	M5*35

B.C.D

No.	Part No.	Remark	No.	Part No.	Remark
B	Hexagon Socket Head Cap Screw		B117	SS6212300TN0	M12*30
B68	SS6205350TN1	M5*35	B118	SS6212350TN0	M12*35
B69	SS6205400TN0	M5*40			
B70	SS6205450TN0	M5*45			
B71	SS6205500TN0	M5*50	C	Hexagon Bolt	
B72	SS6205500TN1	M5*50	C1	SS9303060SD0	M3*6
B73	SS6205550TN0	M5*55	C2	SS9304080SD0	M4*8
B74	SS6205600TN0	M5*60	C3	SS9304250SD0	M4*25
B75	SS6205600TN1	M5*60	C4	SS9305100SD0	M5*10
B76	SS6206080TN0	M6*8	C5	SS9305150SC0	M5*15
B77	SS6206090TN0	M6*9	C6	SS9305150SD0	M5*15
B78	SS6206100TN0	M6*10	C7	SS9305200SD0	M5*20
B79	SS6206120TD0	M6*12	C8	SS9306150SC0	M6*15
B80	SS6206120TN0	M6*12	C9	SS9306450SD0	M6*45
B81	SS6206150TD0	M6*15	C10	SS9306500SC0	M6*50
B82	SS6206150TN0	M6*15	C11	SS9306500SD0	M6*50
B83	SS6206180TD0	M6*18	C12	SS9306550SD0	M6*55
B84	SS6206180TN0	M6*18	C13	SS9306650SD0	M6*65
B85	SS6206200TN0	M6*20	C14	SS9306750SC0	M6*75
B86	SS6206250TN0	M6*25	C15	SS9308150TN0	M8*15
B87	SS6206300TN0	M6*30	C16	SS9308180TN0	M8*18
B88	SS6206350TN0	M6*35	C17	SS9310300TN0	M10*30
B89	SS6206400TN0	M6*40	C18	SS9310350SC0	M10*35
B90	SS6206450TN0	M6*45	C19	SS9310350TN0	M10*35
B91	SS6206450TN1	M6*45	C20	SS9310400SC1	M10*40
B92	SS6206500TN1	M6*50	C21	SS9312500TN0	M12*50
B93	SS6206650TN0	M6*65	C22	SS9312B00TN0	M12*110
B94	SS6506750TN1	M6*75			
B95	SS6206800TN1	M6*80			
B96	SS6206A00TN0	M6*100	D	Round Fillister Head Screw	
B97	SS6208120TN0	M8*12	D1	SM66514540CL	9/64*40*4
B98	SS6208150TN0	M8*15	D2	SM66015550CL	9/64*40*5
B99	SS6208150TP0	M8*15	D3	SM66015550CN	9/64*40*5
B100	SS6208200TN0	M8*20	D4	SM67018550CN	9/64*40*5
B101	SS6208250TN0	M8*25	D5	SM67020550CN	9/64*40*5
B102	SS6208300TN0	M8*30	D6	SM66015560CL	9/64*40*6
B103	SS6208350TN0	M8*35	D7	SM66015560CN	9/64*40*6
B104	SS6208400TN0	M8*40	D8	SM67020560CL	9/64*40*6
B105	SS6208400TN1	M8*40	D9	SM67020560CN	9/64*40*6
B106	SS6208450TN0	M8*45	D10	SM65817568CN	9/64*40*6.8
B107	SS6208450TN1	M8*45	D11	SM67020580CL	9/64*40*8
B108	SS6208500TN0	M8*50	D12	SM67020580CN	9/64*40*8
B109	SS6208600TN0	M8*60	D13	SM660255A0CN	9/64*40*10
B110	SS6208700TN0	M8*70	D14	SM670205C0CN	9/64*40*12
B111	SS6210200TD0	M10*20	D15	SM67015660CN	11/64*40*6
B112	SS6210200TN0	M10*20	D16	SM67530665CN	11/64*40*6.5
B113	SS6210250TN0	M10*25	D17	SM675306A5CN	11/64*40*10.5
B114	SS6210300TN0	M10*30	D18	SM675306C0CN	11/64*40*12
B115	SS6210350TN0	M10*35	D19	SM675256F0CN	11/64*40*15
B116	SS6210400TN0	M10*40	D20	SM69065CQ5CN	9/32*28*24.5

D.E.F

No.	Part No.	Remark	No.	Part No.	Remark
E	Pan Head Screw		E45	SS4104150SD0	M4*15
D21	SS7003050SD0	M3*5	E46	SS4104180SD0	M4*18
			E47	SS4104300SD0	M4*30
			E48	SS4104500SD0	M4*50
			E49	SS4104600SD1	M4*60
E	Pan Head Screw		E50	SS4105060SD0	M5*6
E1	SS4164014MZ0	M1.4*1.4	E51	SS4105070SD0	M5*7
E2	SS4102030MZ0	M2*3	E52	SS4105080SD0	M5*8
E3	SS4102040MZ0	M2*4	E53	SS4105100MZ0	M5*10
E4	SS4102080MZ0	M2*8	E54	SS4105100SD0	M5*10
E5	SS4175030MZ0	M2.5*3	E55	SS4105120SD0	M5*12
E6	SS4175040MZ0	M2.5*4	E56	SS4105300SD1	M5*12
E7	SS4175050MZ0	M2.5*5	E57	SS4105150SD0	M5*15
E8	SS4175080MZ0	M2.5*8	E58	SS4105450SD1	M5*45
E9	SS4175130MZ0	M2.5*13	E59	SS4105500SD1	M5*50
E10	SS4175130SD0	M2.5*13	E60	SS4105600SD1	M5*60
E11	SS4103030MZ0	M3*3			
E12	SS4103030SD0	M3*3			
E13	SS4103040CD0	M3*4			
E14	SS4103040MZ0	M3*4	F	Countersunk Head Screw	
E15	SS4103040SD0	M3*4	F1	SMA55005A0CN	9/64*40*10
E16	SS4103050MZ0	M3*5	F2	SMB7000680CN	11/64*40*8
E17	SS4103050SD0	M3*5	F3	SS1102060SD0	M2*6
E18	SS4103060MZ0	M3*6	F4	SS1103040MZ0	M3*4
E19	SS4103060SA0	M3*6	F5	SS1103040SD0	M3*4
E20	SS4103060SD0	M3*6	F6	SS1103050MZ0	M3*5
E21	SS4103080MZ0	M3*8	F7	SS1103050SD0	M3*5
E22	SS4103080SA0	M3*8	F8	SS1003060SD0	M3*6
E23	SS4103080SD0	M3*8	F9	SS1103060MZ0	M3*6
E24	SS4103100SC1	M3*10	F10	SS1103060SD0	M3*6
E25	SS4103100SD0	M3*10	F11	SS1103070SD0	M3*7
E26	SS4103110SC1	M3*11	F12	SS1003080SD0	M3*8
E27	SS4103120MZ0	M3*12	F13	SS1103080MZ0	M3*8
E28	SS4103120SD0	M3*12	F14	SS1103080SC0	M3*8
E29	SS4103140SA0	M3*14	F15	SS1103080SD0	M3*8
E30	SS4103140SD0	M3*14	F16	SS1103080SN0	M3*8
E31	SS4103150SD0	M3*15	F17	SS1103100SD0	M3*10
E32	SS4103160SD0	M3*16	F18	SS1103120MZ0	M3*12
E33	SS4103180SD0	M3*18	F19	SS1103120SD0	M3*12
E34	SS4103200SD0	M3*20	F20	SS1103150MZ0	M3*15
E35	SS4103300SD0	M3*30	F21	SS1103160SD0	M3*16
E36	SS4103400SD1	M3*40	F22	SS1104050SD0	M4*5
E37	SS4103500SD1	M3*50	F23	SS1104060MZ0	M4*6
E38	SS4104040SD0	M4*4	F24	SS1104060SD0	M4*6
E39	SS4104050SD0	M4*5	F25	SS1104080MZ0	M4*8
E40	SS4104060MZ0	M4*6	F26	SS1104080SD0	M4*8
E41	SS4104060SD0	M4*6	F27	SS1104100MZ0	M4*10
E42	SS4104080SD0	M4*8	F28	SS1104100SD0	M4*10
E43	SS4104100SD0	M4*10	F29	SS1104120SD0	M4*12
E44	SS4104120SD0	M4*12	F30	SS1104140SD0	M4*14

F.G.H.J

No.	Part No.	Remark	No.	Part No.	Remark
F	Countersunk Head Screw		H16	SS0103050SD0	M3*5
F31	SS1104150SD0	M4*15	H17	SS0103060MZ0	M3*6
F32	SS1104200SD0	M4*20	H18	SS0103060SD0	M3*6
F33	SS1104220SD0	M4*22	H19	SS0103060SA0	M3*6
F34	SS1104250SD0	M4*25	H20	SS0103080SD0	M3*8
F35	SS1105060SD0	M5*6	H21	SS0103080SA0	M3*8
F36	SS1105080SD0	M5*8	H22	SS0103100MZ0	M3*10
F37	SS1105100MZ0	M5*10	H23	SS0103100SD0	M3*10
F38	SS1105100SD0	M5*10	H24	SS0103200SD0	M3*20
F39	SS1105120SD0	M5*12	H25	SS0104040MZ0	M4*4
F40	SS1105150SD0	M5*15	H26	SS0104040SD0	M4*4
F41	SS1105300SD0	M5*30	H27	SS0104050MZ0	M4*5
F42	SS1105350SD0	M5*35	H28	SS0104050SD0	M4*5
F43	SS1105400SD0	M5*40	H29	SS0104060MZ0	M4*6
F44	SS1106150SC0	M6*15	H30	SS0104060SD0	M4*6
F45	SS1106150SD0	M6*15	H31	SS0104065SD0	M4*6.5
F46	SS1106350SD0	M6*35	H32	SS0104080MZ0	M4*8
F47	SS1108120SD0	M8*12	H33	SS0104080SD0	M4*8
F48	SS1108700TN0	M8*70	H34	SS0104080MZ2	M4*8
			H35	SS0104100MZ0	M4*10
			H36	SS0104100SD0	M4*10
			H37	SS0104120SD0	M4*12
G	Round Countersunk Head Screw		H38	SS0104150SD0	M4*15
G1	SMC5000460CL	1/8*44*6	H39	SS0104200SD0	M4*20
G2	SMC5000530CL	9/64*40*3	H40	SS0105050SD0	M5*5
G3	SMC5000535CL	9/64*40*3.5	H41	SS0105060SD0	M5*6
G4	SMC5000540CL	9/64*40*4	H42	SS0105065SD0	M5*6.5
G5	SMC5000560CL	9/64*40*6	H43	SS0105070SD0	M5*7
G6	SMC5000570CL	9/64*40*7	H44	SS0105080MZ0	M5*8
G7	SMC5000595CL	9/64*40*9.5	H45	SS0105080SD0	M5*8
G8	SMC50005C0CL	9/64*40*12	H46	SS0105100MZ0	M5*10
			H47	SS0105100SD0	M5*10
			H48	SS0105120MZ0	M5*12
			H49	SS0105120SD0	M5*12
H	Truss Head Screw		H50	SS0105150SD0	M5*15
H1	SMF6016470CL	1/8*44*7	H51	SS0105200SD0	M5*20
H2	SMF8020530CL	9/64*40*3.5	H52	SS0105250SD0	M5*25
H3	SMF8020540CL	9/64*40*4	H53	SS0105300SD0	M5*30
H4	SME9510540CM	9/64*40*4	H54	SS0105350SD0	M5*35
H5	SMF8020560CL	9/64*40*6	H55	SS0106080SD0	M6*8
H6	SMF8020580CL	9/64*40*8	H56	SS0106100SD0	M6*10
H7	SS0175030MZ0	M2.5*3	H57	SS0106220SD0	M6*22
H8	SS0175030SD0	M2.5*3	H58	SS0106250SD0	M6*25
H9	SS0175040MZ0	M2.5*4	H59	SS0106350SD0	M6*35
H10	SS0175040SA0	M2.5*4	H60	SS0106400SD0	M6*40
H11	SS0175040SD0	M2.5*4			
H12	SS0103030MZ0	M3*3			
H13	SS0103030SD0	M3*3	J	Round Head Screw	
H14	SS0103040SD0	M3*4	J1	SS3102030MZ0	M2*3
H15	SS0103050MZ0	M3*5	J2	SS3103080SD0	M3*8

J.K.L.M.N

No.	Part No.	Remark	No.	Part No.	Remark
J	Round Head Screw		L23	SS8204120TN0	M4*12
J3	SS3103080SE0	M3*8	L24	SS8205040TN0	M5*4
J4	SS3103100MZ0	M3*10	L25	SS8205050TN0	M5*5
			L26	SS8205060TN0	M5*6
			L27	SS8205080TN0	M5*8
			L28	SS8205100TN0	M5*10
K	Slotted Set Screw		L29	SS8205120TN0	M5*12
K1	SMK0000435CN	1/8*44*3.5	L30	SS8205150TN0	M5*15
K2	SMK0000560CN	9/64*40*6	L31	SS8206050TN0	M6*5
K3	SMK0000625CN	11/64*40*2.5	L32	SS8206060TN0	M6*6
K4	SMK0000635CN	11/64*40*3.5	L33	SS8206080TN0	M6*8
K5	SMK0000640CN	11/64*40*4	L34	SS8206100TN0	M6*10
K6	SMK0000650CN	11/64*40*5	L35	SS8206180TN0	M6*18
K7	SMK0000A50CN	15/64*28*5	L36	SS8208080TN0	M8*8
K8	SMK0000AA0CN	15/64*28*10	L37	SS8208100TN0	M8*10
K9	SMK0000AF0CN	15/64*28*15	L38	SS8208150TN0	M8*15
K10	SMK0000AH0CN	15/64*28*17			
K11	SMK0000B40CN	1/4*40*4			
K12	SMK0000B45CN	1/4*40*4.5			
K13	SMK0000B50CN	1/4*40*5	M	Hexagon Socket Head Button Screw	
K14	SMK0000B60CN	1/4*40*6	M1	SS3203040SC0	M3*4
K15	SMK0000B80CN	1/4*40*8	M2	SS3204060SC0	M4*6
K16	SMK0000CC0CN	9/32*28*12	M3	SS3204080SC0	M4*8
K17	SS8005060TN0	M5*6	M4	SS3204080SD0	M4*8
			M5	SS3205100SC0	M5*10
			M6	SS3205100SD0	M5*10
			M7	SS3205150SD0	M5*15
L	Hexagon Socket Head Set Screw		M8	SS3208150SD0	M8*15
L1	SMJ0000425CN	1/8*44*2.5			
L2	SMJ0000430CN	1/8*44*3			
L3	SMJ0000690CN	11/64*28*9	N	Screw with Washer	
L4	SMJ0000640CN	11/64*40*4	N1	SSA003060000	M3*6
L5	SMJ0000660CN	11/64*40*6	N2	SSA003080000	M3*8
L6	SMJ0000680CN	11/64*40*8	N3	SSA003150000	M3*15
L7	SMJ0000A40CN	15/64*28*4	N4	SSA003160000	M3*16
L8	SMJ0000A90CN	15/64*28*9	N5	SSA003180000	M3*18
L9	SS8275030TN0	M2.5*3	N6	SSA004080000	M4*8
L10	SS8203020TN0	M3*2	N7	SSA004100000	M4*10
L11	SS8203030TN0	M3*3	N8	SSA004550000	M4*55
L12	SS8203040TN0	M3*4	N9	SSA005100000	M5*10
L13	SS8203050TN0	M3*5	N10	SSA005120000	M5*12
L14	SS8203060TN0	M3*6	N11	SSA005140000	M5*14
L15	SS8203080TN0	M3*8	N12	SSA005180000	M5*18
L16	SS8204030TN0	M4*3			
L17	SS8204040TN0	M4*4			
L18	SS8204050TN0	M4*5			
L19	SS8204060TN0	M4*6			
L20	SS8204060TN1	M4*6			
L21	SS8204080TN0	M4*8			
L22	SS8204100TN0	M4*10			

P.R

No.	Part No.	Remark	No.	Part No.	Remark
P	Nut		R	Washer	
P1	SMN046030CNO	1/8*44*6*3	R1	WSP640303MZ0	Plain M1.4*3*0.3t
P2	SMN056020CLO	9/64*40*6*2	R2	WSP023505XZ0	Plain M2*3.5*0.5t
P3	SMN056030CNO	9/64*40*6*3	R3	WSP024303SD0	Plain M2*4.3*0.3t
P4	SMN066020CNO	11/64*40*6*2	R4	WSP765005XB0	Plain M2.6*5*0.5t
P5	SMN066030CNO	11/64*40*6*3	R5	WSP767505XB0	Plain M2.6*7.5*0.5t
P6	SMN067030CNO	11/64*40*7*3	R6	WSP036003XZ0	Plain M3*6*0.3t
P7	SMN167030CNO	11/64*40*7*3	R7	WSP036005SC0	Plain M3*6*0.5t
P8	SSN166XA0000	M1.6 Type 1	R8	WSP036005SD0	Plain M3*6*0.5t
P9	SSN002SD0000	M2 Type 1	R9	WSP037005SD0	Plain M3*7*0.5t
P10	SSN202SD0000	M2 Type 3	R10	WSP038003SD0	Plain M3*8*0.3t
P11	SSN073SD0000	M2.3 Type 1	R11	WSP038005MZ0	Plain M3*8*0.5t
P12	SSN075MZ0000	M2.5 Type 1	R12	WSP038005SC0	Plain M3*8*0.5t
P13	SSN003MZ0000	M3 Type 1	R13	WSP038005SD0	Plain M3*8*0.5t
P14	SSN003SC0000	M3 Type 1	R14	WSP038100SD0	Plain M3*8*1t
P15	SSN003SD0000	M3 Type 1	R15	WSP048005SC0	Plain M4*8*0.5t
P16	SSN403SD0000	M3 Thumbscrew Type 2	R16	WSP048005SD0	Plain M4*8*0.5t
P17	SSN203SC0000	M3 Type 3	R17	WSP048008SC0	Plain M4*8*0.8t
P18	SSN203SD0000	M3 Type 3	R18	WSP048008SD0	Plain M4*8*0.8t
P19	SSN285SC0000	M3.5 Type 3	R19	WSP04A008MZ0	Plain M4*10*0.8t
P20	SSN004SC0000	M4 Type 1	R20	WSP04A008SC0	Plain M4*10*0.8t
P21	SSN004SD0000	M4 Type 1	R21	WSP04A008SD0	Plain M4*10*0.8t
P22	SSN204SC0000	M4 Type 3	R22	WSP04C010SC0	Plain M4*12*1t
P23	SSN204SD0000	M4 Type 3	R23	WSP05A008SC0	Plain M5*10*0.8t
P24	SSN005SC0000	M5 Type 1	R24	WSP05A008SD0	Plain M5*10*0.8t
P25	SSN005SD0000	M5 Type 1	R25	WSP05C008MZ0	Plain M5*12*0.8t
P26	SSN205SC0000	M5 Type 3	R26	WSP05C008SC0	Plain M5*12*0.8t
P27	SSN205SD0000	M5 Type 3	R27	WSP05C008SD0	Plain M5*12*0.8t
P28	SSN605SD0000	M5 Cap Screw	R28	WSP06B016SC0	Plain M6*11*1.6t
P29	SSN006SC0000	M6 Type 1	R29	WSP06B508SD0	Plain M6*11.5*0.8t
P30	SSN006SC1000	M6 Type 1(Left)	R30	WSP06D010SC0	Plain M6*13*1.0t
P31	SSN006SD0000	M6 Type 1	R31	WSP06D010SD0	Plain M6*13*1.0t
P32	SSN006SD1000	M6 Type 1(Left)	R32	WSP06G010SC0	Plain M6*16*1.0t
P33	SSN206SC0000	M6 Type 3	R33	WSP08G012SD0	Plain M8*16*1.2t
P34	SSN008SC0000	M8 Type 1	R34	WSP08J016SC0	Plain M8*18*1.6t
P35	SSN008SD0000	M8 Type 1	R35	WSP08J016SD0	Plain M8*18*1.6t
P36	SSN208SC0000	M8 Type 3	R36	WSP08J032SC0	Plain M8*18*3.2t
P37	SSN208SD0000	M8 Type 3	R37	WSP08N032SC0	Plain M8*22*3.2t
P38	SSN010SC0000	M10 Type 1	R38	WSP10N016SC0	Plain M10*22*1.6t
P39	SSN710CD0000	M10 with Flange	R39	WSP10S032SC0	Plain M10*26*3.2t
P40	SSN710SC0000	M10 with Flange	R40	WSP10S032SD0	Plain M10*26*3.2t
P41	SSN012SC0000	M12 Type 1	R41	WSP12L520SC0	Plain M12*20.5*2t
P42	SSN212SC0000	M12 Type 3	R42	WSP16Y025SD0	Plain M16*32*2.5t
P43	SSN212SD0000	M12 Type 3	R43	WSS020000KD0	Spring M2
P44	SSN016SD0000	M16 Type 1	R44	WSS760000KC0	Spring M2.6
P45	SSN216SC0000	M16 Type 3	R45	WSS030000KC0	Spring M3
P46	SSN216SD0000	M16 Type 3	R46	WSS030000KD0	Spring M3
P47	SSN020SC0000	M20 Type 1	R47	WSS850000KC0	Spring M3.5
			R48	WSS040000KC0	Spring M4
			R49	WSS040000KD0	Spring M4

1st Edition
2nd Edition
3rd Edition

June, 2001
February, 2002
September, 2003

■ **Manufactured by:**
Tokai Industrial Sewing Machine Co., Ltd.

NO.1800, Ushiyama-cho, Kasugai, Aichi-pre., 486-0901, Japan
Telephone:568-33-1161 Fax:568-33-1191

■ **Distributed by:**
Tajima Industries Ltd.

19-22, Shirakabe, 3-chome, Higashi-ku, Nagoya, 461-0011, Japan
Telephone:52-932-3444 Fax:52-932-2457

■ **Authorized Distributor:**

